

**OFF-
ROAD
LIVIN'**

can-am®



2021 ACCESSORIES
EUROPE, MIDDLE EAST
AND AFRICA EDITION

**OUTLANDER
RENEGADE**



IT'S ALL HERE, NOW GET OUT THERE.

FIT & COMPATIBILITY



FOR US, INNOVATION IS A NO BRAINER.
ALL OUR ACCESSORIES WORK TOGETHER,
RIGHT OUT OF THE BOX. SO TAKE YOUR
PICK. THEN PICK SOME MORE.

can-am



STYLE & VISION



WE'VE UPPED THE ANTE ON ACCESSORIES. NOT JUST DESIGNED TO LOOK GOOD, BUT PERFORM RIGHT FOR REAL RIDERS. ALL KILLER, NO FILLER.

QUALITY & RELIABILITY



OUR CAN-AM ACCESSORIES ARE MADE RIGHT THE FIRST TIME. AND TO TOP IT OFF WE THREW IN A 2-YEARS WARRANTY. YOU'RE WELCOME. INSTALL THEM YOURSELF OR AT AN AUTHORIZED DEALER.

**BRP 2-YEARS
LIMITED WARRANTY**

For new Can-Am accessories, genuine parts, and co-branded products sold through BRP Includes items installed by you or an authorized BRP dealer.

can-am OUTLANDER RENEGADE

MON

HEAVY-DUTY PROTECTION

Ranch and work-ready bumper.

P.35



ACCESSORIES

- 4 Built Inspirations
- 8 Compatibility Guide
- 9 LinQ: Easy On
Easy Off Cargo
- 17 Cargo & Storage

CREATE YOUR OWN WINDSHIELD

Modular windscreen protection
options for any rider preference.

P.20



CAN-AMOFFROAD.COM



PROMOUNT — PLOWS

THE POWER TO PUSH FORWARD

Designed to work as efficiently as possible,
Can-Am reimaged the plow from frame to blade.

P.57



APACHE TRACK SYSTEMS

TERRAIN IS NO LONGER THE LIMIT

Get the most out of your Can-Am vehicle
this winter for all your endeavors.

P.51

20	Windshields	38	Lights & Electrical	52	Apache™ Track Systems
23	Handlebars & Mirrors	42	Winches	56	Snowblower
24	Seat Kits	44	Multitrailer	58	Promount Plows
25	Racks & Holders	45	Hitches	62	Tires
28	Skid Plates	46	Performance	64	Rims
33	Bumpers & Guards	50	Covers, Decals & Add-Ons		



NO MORE BUNGEEES & ROPES

P.9



Look for this logo throughout the catalogue for
Expert recommendations on innovative, must-
have, enthusiast-ready parts and accessories
that will help you customize your perfect off-
road machine.

HARD WORK

TAKE ON THE TOUGH TASKS
WITH UTILITY UPGRADES
THAT WORK SEAMLESSLY
AND TIRELESSLY WITH YOU
& YOUR OUTLANDER

TAKE YOUR PICK:

Expertly-chosen **STARTER**, **ADVANCE**, and **PEAK** utility packages to take your Can-Am build to another level. Or simply mix and match and create your own package.

OUTLANDER



STARTER		715001215	LinQ Heavy-Duty Basket	P.15
		715001914	8" (20 cm) Rack Extension	P.26
		715006108	Warn VRX 35 Winch	P.42
ADVANCE	+			
		715001909	Fender Flares	P.37
		715003461	Rancher Front Bumper	P.35
		715003462	Rancher Rear Bumper	P.35
		715003459	Body Side Protector	P.36
PEAK	+			
		715001945	Multi-Fit Holder	P.27
		710005423	Ram LED Spotlight	P.40
		715005186	Rear Hitch Receiver	P.45
		715000972	Front & Rear Hitch Drawbar	P.45

TRAIL

GO FARTHER WITH
PROVEN TRAIL
ACCESSORIES FOR
ALL-DAY COMFORT
& RELIABILITY



OUTLANDER MAX

TAKE YOUR PICK:

Expertly-chosen **STARTER**, **ADVANCE**, and **PEAK** trail packages to take your Can-Am build to another level. Or simply mix and match and create your own package.

STARTER		715001749	LinQ Trunk Box Outlander Max	P.13
		715006119	LinQ Trunk Box Pannel	P.13
		715001232	Deluxe Fairing	P.21
		715001211	High Windshield for Deluxe Fairing	P.21
		715004837	XT Front Bumper	P.34
		715004920	XT Rear Bumper	P.34
ADVANCE		+		
		715001286	Extreme Front Bumper	P.36
		715002353	Deluxe Mirror Kit	P.21
		715003115	Auxiliary Windshield Lights	P.40
		715003250	Heated Hand Grips & Throttle Combo	P.38
PEAK		715001926	Heated Passenger Grips & Visor Outlet	P.38
		+		
		715004284	Baja Design High Beam Kit	P.40
		715003942	Driver Backrest	P.24
		715004807	HMWPE Skid Plate	P.28

WINTER

FINALLY ENJOY WINTER WITH COLD-WEATHER ESSENTIALS: THE CAN-AM APACHE TRACK SYSTEM & PROMOUNT PLOW KIT



OUTLANDER MAX

TAKE YOUR PICK:

Expertly-chosen **STARTER** and **ADVANCE** packages are the best way to quickly add cold-weather upgrades—plus plow and tracks for even more winter use. Or mix and match to create your perfect snow-ready Outlander.

STARTER	715004282	LinQ Low Profile Basket	P.15
	715003023	Extra-High Windshield Kit	P.22
	715004815	Heated Grips & Thumb Throttle Combo	P.38
	715001246	Heated Visor Outlet	P.38
ADVANCE	+		
	715001926	Heated Passenger Grips & Visor Outlet	P.38
	715004301	LinQ Tool Box	P.11
	715005111	Fender Flare Extensions	P.37
	715004293	2" (5 cm) Square LED Lights	P.40
TRACKS	715005103	Apache 360LT Track System	P.53
	715004795	Apache 360LT Mounting Kit	P.55
	715003063	Apache 360 LT Adaptor	P.55
PLOW	715006109	Warn VRX 35-S Winch	P.42
	715005202	Can-Am ProMount Flex2 60" (152 cm) Kit	P.59
	715004204	Can-Am ProMount Push Frame Extension	P.60
	715004207	Can-Am Promount Drift Cutters	P.61
	715004206	Can-Am Promount Edge Markers	P.61

HUNTING

ADAPT QUICKLY FOR
THE HUNT BY OUTFITTING
THE OUTLANDER TO YOUR
EXACT NEEDS



TAKE YOUR PICK:

Expertly-chosen STARTER, ADVANCE, and PEAK hunting packages to take your Can-Am build to another level. Or simply mix and match and create your own package.

OUTLANDER

For the international market, the Squadron Green color is only available on the Outlander 570 PRO.

STARTER		715003248	LinQ Premium Storage Bag by Ogio	P.15
		715003021	Low Windshield kit	P.22
		715001419	Gun Boot 6.0 Impact by Kolpin	P.27
		715001918	Gun Boot Rack	P.27
ADVANCE	+			
		715004282	LinQ Low Profile Basket	P.15
		715001910	XT Front Bumper	P.34
		715001911	XT Rear Bumper	P.34
		715003614	Body Side Protector	P.36
		715004279	Extreme Front Bumper	P.36
		715001909	Fender Flares	P.37
PEAK	+			
		715004199	Aluminum Skid Plate	P.30
		715003250	Heated Grips & Thumb Throttle Combo	P.38
		710005423	RAM LED Sportlight	P.40
		715006415	Can-Am HD 3500 winch	P.42

ATV ACCESSORY COMPATIBILITY GUIDE

We've made things super simple.

- Check your model year
- Choose engine and model
- Learn your **PLATFORM CODE**

This **PLATFORM CODE** will let you know at a glance if the accessory is compatible with your vehicle.

EXAMPLE

CARGO BAG

- Rugged all-purpose cargo bag with rain cover for additional protection against the elements.
- LinQ Luggage Rack (715001734) is required for G2S.

G2, G2L, G2S

280000539

For G1 accessories, refer to your local dealer.

Model Year	Model	Engine Configuration	Platform Code
2013	Outlander	400	G1
	Outlander	500, 650, 800, 1000	G2
	Outlander MAX	400	G1
	Outlander MAX	500, 650, 800	G2
	Renegade	500, 800, 1000	G2S
2014	Outlander	400	G1
	Outlander	500, 650, 800, 1000	G2
	Outlander MAX	400	G1
	Outlander MAX	500, 650, 800, 1000	G2
	Renegade	500, 800, 1000	G2S
2015	Outlander L	450, 500	G2L
	Outlander	500, 650, 800, 1000	G2
	Outlander L MAX	450, 500	G2L
	Outlander MAX	500, 650, 800, 1000	G2
	6x6	650, 1000	G2
	Renegade	500, 800, 1000	G2S
2016	Outlander L	450, 570	G2L
	Outlander	570, 650, 850, 1000	G2
	Outlander L MAX	450, 570	G2L
	Outlander MAX	570, 650, 850, 1000	G2
	6x6	650, 1000	G2
2017 2018	Renegade	570, 850, 1000	G2S
	Outlander	450, 570	G2L
	Outlander	650, 850, 1000	G2
	Outlander MAX	450, 570	G2L
	Outlander MAX	650, 850, 1000	G2
2019 2021	6x6	650, 1000	G2
	Renegade	570, 850, 1000	G2S
	Outlander	450, 570	G2L
	Outlander	570, 650, 1000, 1000R	G2
	Outlander MAX	450, 570	G2L
	Outlander MAX	570, 650, 1000, 1000R	G2
	6x6, 6x6 MAX	450	G2L
	6x6, 6x6 MAX	650, 1000	G2
	Renegade	650, 1000, 1000R	G2S



G2L 6x6



G2 6x6



G2



G2L



G2S



G1



G1S



EASY ON EASY OFF CARGO

A BRP exclusive, LinQ is a tool-less system for near-instant installation of accessories. Quickly, easily install and remove LinQ accessories to transform your machine to fit the moment.



**FIT &
COMPATIBILITY**



**QUALITY &
RELIABILITY**



**STYLE &
VISION**



YOUR ADVENTURE, OUTFITTED

LinQ trunk boxes, rack extensions, bags, baskets, and gear grips attach quickly for your next expedition.

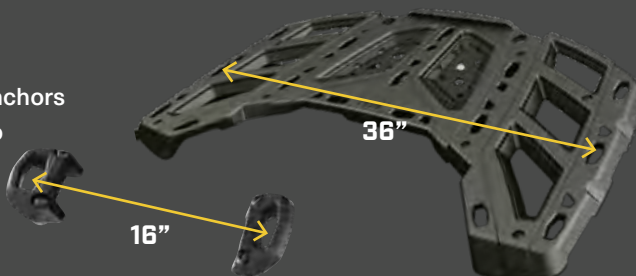
TOOL-LESS

Twist LinQ fasteners and go!



LinQ ACCESSORY TYPES

- **LinQ** with 16" base accessories are mounted with LinQ anchors 16 inches apart, ideal for Can-Am ATVs and SSVs, Sea-Doo watercraft, Can-Am On-Road and Ski-Doo snowmobiles.
- **LinQ** with 36" base accessories are most commonly used as part of LinQ racks for Can-Am Off-Road vehicles.



LinQ SYSTEM™ ACCESSORIES

- No tools needed: Quickly install and remove accessories by hand
- Equip your Can-Am for specialized tasks in no time
- Sturdy mounting system that holds up to the roughest terrain

Compatibility/Requirements

Outlander 450/570

Outlander

Renegade

LinQ ACCESSORIES WITH 16" BASE P. 11

- LinQ anchors mounted 16 inches apart, center-to-center.
- Lower loading capacity than the 36" base accessories.
- Can be used on Can-Am ATV and SSV vehicles, Sea-Doo watercraft and Ski-Doo snowmobiles.



LinQ 4.2 GAL (16 L) COOLER
295100698



LinQ TOOL BOX
715004301



LinQ SR 5.5 GAL (21 L) BAG
860201740



LinQ 4.5 GAL (17 L) SPORT BAG
860201678



LinQ DRY BAG
715002875

Not compatible

**LinQ Anchor
Adaptor Kit**
715004960

LinQ Luggage Rack
715001734
+
**LinQ Anchor
Adaptor Kit**
715004960

LinQ ACCESSORIES WITH 36" BASE P. 12-15

- Mount on LinQ racks often used by Can-Am ORV vehicles.
- Higher loading capacity than the 16" base accessories.
- Usage is limited to Can-Am ORV vehicles.



LinQ 12 GAL (45 L) CARGO BOX
715003879



LinQ 23 GAL (86 L) GAL TRUNK BOX
715004923



LinQ 32 GAL (121 L) TRUNK BOX
715001747 / 715001749 (MAX)



LinQ 11.5 GAL (43 L) AUDIO CARGO BOX
715003018



LinQ 8 GAL (30 L) COOLER BOX
715004778 • Black / 715004698 • Grey



LinQ PREMIUM STORAGE BAG BY OGIO
715002923 • Black / 715003248 • Camo



LinQ HEAVY-DUTY BASKET
715001215



LinQ LOW PROFILE BASKET
715004282

LinQ Base
715002350

Not compatible

LinQ Base
715002350

Not compatible

LinQ Base
715002350

No further requirements

LinQ Luggage Rack
715001734

LinQ RACKS & HOLDERS P. 25-27



LinQ 4" (10 CM) RACK EXTENSION
715001711 • Silver / 715001665 • Black




LinQ 6" (15 CM) RACK EXTENSION
715001712 • Silver / 715001671 • Black



LinQ MOUNTED GEAR GRIPS
715001351



LinQ TOOL HOLDER
715003059



LinQ GUN BOOT RACK
715002112 / 715002113

Not compatible
*Alternative 5" or 8" Rack
Extensions (715001913 or
715001914)
are available for G2L

Not compatible
*Alternative Gear Grips by Kolpin
(715001421) are available for G2L

LinQ Base
715002350

Not compatible
*Alternative Gun Boot Racks
(715001918 or 715001919) are
available for G2L

No further requirements

LinQ Luggage Rack
715001734

Not compatible



BETTER RIDE,
ADDED CAPABILITY,
MORE STORAGE:
WHAT'S NOT
TO LOVE?



LinQ ACCESSORIES WITH 16" BASE

OUTLANDER | RENEGADE

LinQ 4.2 GAL (16 L) COOLER

- Rotomolded construction for exceptional rigidity and durability.
- Premium-quality foam insulation for optimal ice retention.
- Marineized for salt water purposes.
- See table for installation location and requirements.

G2, G2S

295100698



EXPERT
CHOICE

One of the most
versatile and
popular coolers
on the market
made for
rugged use.

LinQ TOOL BOX

- High precision injected HDPE construction provides rigidity and durability.
- 5 Gal (19 L) maximum capacity.
- Weather-resistant, sealed and lockable cover.
- LinQ Cargo Base Kit included (860201806).
- Marineized for salt water purposes.
- See table for installation location and requirements.

G2, G2S

715004301



SR 5.5 GAL (21L) LinQ BAG

- Semi-rigid expandable bag.
- 5.5 Gal (21L) capacity.
- LinQ Cargo Base Kit included (860201801).
- See table for installation location and requirements.

G2, G2S

860201740



LinQ 4.5 GAL (17 L) SPORT BAG

- 17-liter 4.5 Gal (17 L) capacity.
- Rigid bottom, semi-rigid top.
- See table for installation location and requirements.
- LinQ Cargo Base Kit included.

G2, G2S

860201678



LinQ DRY BAG

- Fully waterproof roll-top dry bag will securely store and confine your equipment.
- LinQ mounted using heavy-duty rigid plastic base.
- High capacity storage solution 10.6 Gal (40L).
- Bottom foam liner for additional equipment protection.
- Integrated handle for easy transportation on/off the vehicle.
- LinQ Cargo Base Kit included (860201806).
- Marineized for salt water purposes.
- See table for installation location and requirements.

G2, G2S

715002875



LinQ 12 GAL (45L)
CARGO BOX

5" (13 CM) RACK
EXTENSION

LinQ
23 GAL (86L)
TRUNK BOX



LinQ ACCESSORIES WITH 36" BASE

OUTLANDER | RENEGADE

LinQ 12 GAL (45L) CARGO BOX

- LinQ mounted for easy on, easy off installation.
- Holds cargo safely and securely while riding.
- See table for installation location and requirements.

G2 (front only for 6x6 & MAX models 2013-2014), G2L, G2S

715003879

LinQ 23 GAL (86L) TRUNK BOX

- LinQ mounted for easy on, easy off installation.
- Lockable and weather-resistant.
- Holds cargo safely and securely while riding.
- Comfort pads for passenger.
- See table for installation location and requirements.

G2 (except 6x6 models), G2L, G2S

715004923



Some products shown may not be available or homologated in your country. Contact your BRP dealer for local details.



LinQ ACCESSORIES WITH 36" BASE

OUTLANDER | RENEGADE

LinQ 32 GAL (124L) TRUNK BOXES

Seamless integration with vehicle

- Built from the design stage to specifically match your Can-Am vehicle.
- Totally cohesive design eliminates the need to modify your vehicle in any way*.
- Rear tail light.

Color-keyed panels

- Colored Trunk Box Panels & Camo Decals are available to match your Outlander (sold separately).

Easy quick-attach installation

- Equipped with the LinQ System, the rear trunk box plugs in and out in seconds.
- Instantly transforms your vehicle to suit the need of the moment.

Unparalleled storage

- 32 Gal (124L) load capacity with contiguous unobstructed space to maximize storage room and access to the trunk's interior.

Built tough

- Made of injection-molded polyethylene, double walled in critical areas.

Dust and weather proof

- The fully sealed lid protects your belongings from dust, moisture and the elements.

Lockable

- Built-in lockable barrel.



LinQ: EASY ON EASY OFF CARGO

ACCESSORIES

LinQ 32 GAL (124L) TRUNK BOX

- LinQ Retrofit Adaptor Plate (715001334) is required for G1 models.
- Trunk Box Panels available in many colors to match your vehicle (sold separately).
- See table for installation location and requirements.

G2 (except MAX models & 6x6), G2S

715001747

European Version (EC compliant)

- No rear tail light.

715001748

LinQ 32 GAL (124L) TRUNK BOX FOR OUTLANDER MAX

- Passenger comfort is ensured on active rides as well as longer recreational rides thanks to the ergonomically designed passenger padding comfort-fitted with a portion made of closed cell foam that won't absorb water.
- Very easy to embark even when driver is seated.
- Trunk Box Panels available in many colors to match your vehicle (sold separately).

G2 (MAX models only except 6x6 models)

715001749

EUROPEAN VERSION (EC compliant)

- No rear tail light.

715001750



EXPERT CHOICE

Add lockable storage, style, and passenger comfort—no tools needed.

LinQ 32 GAL (124L) TRUNK BOX PANELS

- Color panels to match the 32 Gal (124L) LinQ Trunk Box to your vehicle.

LinQ 32 Gal (124L) Trunk Boxes

- | | |
|------------------------|-------------------------------------|
| 715001391 • Black | 715002984 • Octane Blue |
| 715001392 • Yellow | 715002985 • Manta Green |
| 715001395 • Viper Red | 715002986 • Can-Am Red |
| 715002481 • White | 715006119 • Orange Crush |
| 715002480 • Light Grey | 715006120 • Squadron Green |
| | 715007074 • Tundra Green New |

EUROPEAN VERSION (EC compliant)

- No rear tail light

- | |
|--------------------------|
| 715001397 • Black |
| 715001398 • Yellow |
| 715002482 • Light Grey |
| 715002483 • White |
| 715006121 • Can-Am Red |
| 715006122 • Manta Green |
| 715006123 • Orange Crush |
| 715006124 • Viper Red |

CAMO DECALS FOR BLACK TRUNK BOX PANELS

(Not illustrated)

- Camo pattern perfectly matches your camo vehicle.

LinQ 32 Gal (124L) Black Trunk Box Panel

- | |
|---|
| 715002975 • Mossy Oak Break-Up Country Camo |
| 715001683 • Next G-1 Vista Camo |



715002975



715001683

*WARNING: You should never accessorize your Can-Am off-road vehicle with accessories not approved by BRP because your vehicle may no longer meet certain safety and construction standards. This situation could increase the risk of severe injury or death and render your vehicle not legal for use.

TAKE ON THE TOUGH JOBS
WITH TASK-FOCUSED
UPGRADES THAT ALLOW
YOUR CAN-AM ATV VEHICLE
TO WORK SMARTER & HARDER



LinQ ACCESSORIES WITH 36" BASE

OUTLANDER | RENEGADE

LinQ 11.5 GAL (43L) AUDIO CARGO BOX

- Mounts on/off easily to hold/carry cargo safely and securely.
- The Bluetooth enabled receiver and 6.5" (16.5 cm) speakers are smartly concealed and integrated in the cover.
- Automatic shut-off function protects your battery by turning the system off after 10 minutes of inactivity.
- Backlit control panel perfect for night riding.
- Water-resistant speakers.
- Delivers the best sound quality on the market to sweeten your ride courtesy of a built-in full range high-efficiency amplifier.
- See table for installation location and requirements.

G2 (front only for 6x6 & MAX models 2013-2014), G2L, G2S
715003018



**EXPERT
CHOICE**

Quickly attach or
remove for
ultimate sound
and added
storage, anytime.

LinQ 8 GAL (30L) COOLER BOX

- LinQ mounted for easy on, easy off installation.
- Rotomolded construction provides exceptional rigidity and durability.
- Premium-quality foam insulation for optimal ice retention.
- Integrated, fully-removable compartment protects food.
- Robust rubber latches keep the cover tightly closed.
- Weather-resistant.
- Convenient drain plug.
- See table for installation location and requirements.

G2 (except 6X6 models), G2S

■ 715004778 • Black

G2 (except 6x6 models), G2S

■ 715004698 • Grey





LINQ ACCESSORIES WITH 36" BASE

OUTLANDER | RENEGADE

LINQ PREMIUM STORAGE BAG BY OGIO

- Tool-less installation and removal thanks to the LinQ System.
- 17.2 Gal (65 L) capacity semi-rigid cargo bag ideal for carrying anything you need on your vehicle.
- Buckle and elastic closure with a rubber seal that protects dust from entering the bag.
- 3-section lid for partial or full access to your bag.
- Inside separators for optimal bag organization.
- See table for installation location and requirements.

G2 (except 6x6 models), G2L, G2S

715003248 • Mossy Oak Break-Up Country Camo

715002923 • Black



Inside separators for optimal bag organization

LINQ HEAVY-DUTY BASKET

- Made of high-strength, low-alloy steel.
- LinQ mount for easy on, easy off installation.
- Can be placed on both front and back racks of vehicle.
- See table for installation location and requirements.

G2, G2L (front only for MAX & 6x6 models), G2S

715001215



Superior build strength and high-walled sides for extra secure load capacity.

LINQ LOW PROFILE BASKET

- Low profile, open basket increases cargo space.
- Perfect for easy access to tools, rope, winch and plow accessories.
- Multiple bungee cord and tie-down anchor points.
- Made of impact-resistant injected polypropylene.
- See table for installation location and requirements.

G2, G2L (front only for MAX & 6x6 models), G2S

715004282



LinQ STORAGE BOX
2 GAL (7.5L)

EASY LOADS IT: LinQ ACCESSORIES MOUNT SECURELY IN SECONDS



LinQ ACCESSORIES

OUTLANDER | RENEGADE

LinQ ANCHOR ADAPTOR KIT

- Allows the installation of accessories with LinQ base of 16" on LinQ racks.
- Tool-less installation and removal.
- For G2S, the LinQ Luggage Rack (715001734) is required for installation.

G2, G2S

715004960



LinQ BASE

- Made of polypropylene glass fiber.
- Allows you to install LinQ accessories.
- Sold in pack of 4.

G2L

715002350



LinQ REPLACEMENT PARTS

- Unique mounting fastener usable on any LinQ System accessory.
- Tool-less installation and removal.
- Sold in pairs.

715001707



SOFT STORAGE BAG

- 3-section bag.
- Transport gear in a weatherproof bag.
- 11.8 Gal (45L) capacity soft cargo bag designed with vehicle's rack in mind to maximize potential storage.
- LinQ Luggage Rack (715001734) is required for G2S.

G2, G2L, G2S

715003759 - Black



STORAGE 2.6 GAL (10L) BAG

- Roll-top dry bag for fully protecting your cargo from the elements.
- Fits in rear compartment of your vehicle.

269502121



Some products shown may not be available or homologated in your country. Contact your BRP dealer for local details.

GET REMARKABLE VERSATILITY, QUALITY,
AND FIT TO MATCH EVERYTHING YOUR
OUTLANDER 6X6 CAN DO





OUTLANDER 6X6

LOG BARS

- Log bars allow you to convert the cargo bed into a perfect transport space for 4' (120 cm) timber.
- The driver's safety is guaranteed by the protective front screen.

G2 (6x6 models only)

715001987



SIDE WALLS AND TAIL GATE

- Allows for a quick and easy conversion of the cargo bed into a trunk with plenty of room.
- Rotationally molded walls provide extreme durability for hard work - in all conditions.

G2 (6x6 models only)

715005153 • Europe



HARD TOP

- The hard top provides a 116 Gal (440L) cargo box.
- Locking secures your belongings.
- The cover raises assisted by gas cylinders.

G2 (6x6 models only)

715002394

CARGO BOX POOL

- Transforms the flatbed into a large capacity cargo box for increased loading possibilities.
- Made of durable formed HDPE and shaped to maximize cargo space.
- Allows access to vehicle's water-resistant rear compartment.
- Designed for perfect fit and easy installation.

G2L (6x6 models only)

715005256



TAILGATE EXTENSION/DIVIDER

- The sturdy tailgate extension provides a 10" (25 cm) extension to the cargo space.
- Thanks to the longer cargo bed, even large loads pose no problem.
- With the help of LinQ quick locks, the extension also acts as a solid space divider for the cargo bed.

G2 (6x6 models only)

715002017



Some products shown may not be available or homologated in your country. Contact your BRP dealer for local details.



OUTLANDER 6X6

TARPAULIN

- Fitted to cover all of the items in your cargo box thoroughly.
- Prevents splash from entering cargo box.
- Easily removable for quick access.

G2 (6x6 models only)

715002416



18 GAL (70L) UTILITY BOX

- Wherever you go and whatever you do, this handy 18 Gal (70L) utility box is your mobile storage.
- The lid keeps your equipment safe from the elements in all conditions.
- Slides under the flatbed with handles for easy access.

G2 (6x6 models only)

715001999



CARGO BOX NET

- Solid net designed to hook to the bottom of the cargo box for secure and compact confinement of your cargo.

G2 (6x6 models only)

715001371



TAILGATE LIMITER KIT

- 2 L-shape brackets that hold the tailgate open horizontally.
- Keeps tailgate flush with the rest of the flatbed for longer oversized cargo.

G2 (6x6 models only)

715002080



CAN-AM WINDSHIELDS

Factory-designed wind and debris protection options with clear benefits for every Can-Am ATV rider.



**FIT &
COMPATIBILITY**



**QUALITY &
RELIABILITY**



**STYLE &
VISION**



Tool-less fitment

Install base bracket and quickly remove windscreen when needed



ELEVATED PROTECTION

Pick the windscreen based on the conditions with three different sizes to match your vehicle perfectly.



100%
integrated

Perfectly shaped, built and finished to seamlessly improve the way your ATV cuts through the wind.

CREATE YOUR ULTIMATE WIND PROTECTION IN 3 EASY STEPS



1 CHOOSE A DELUXE FAIRING COLOR

DELUXE FAIRING

- Innovative, richly-featured wind protection.
- Quick tool-less removal once base brackets are mounted on handlebar.
- 2 cup holders.
- GPS-mounting-kit-ready.
- Optional mirrors and auxiliary lighting.
- Requires low, high or extra high windshield.
- Tapered Handlebar Adaptor Kit is required for vehicles with 1 1/8" (28 mm) tapered aluminum handlebars.
- Does not fit T3 units.

G2, G2L (except X mr & 6X6)

715000935 • Yellow 2000


715001231 • Red Viper

715001232 • Black

715002479 • Light Grey

715006125 • Squadron Green

715007073 • Tundra Green New



EXPERT CHOICE

Color-keyed fairings add another dimension to your Outlander's look and performance.

CAMO DECALS FOR BLACK DELUXE FAIRING

(Not illustrated)

• Camo pattern perfectly matches your camo vehicle.

Deluxe Fairing

715002976 • Mossy Oak Break-Up Country Camo

715001684 • Next G-1 Vista Camo



715002976



715001684

TAPERED HANDLEBAR ADAPTOR KIT

(Not illustrated)

• Required to install Deluxe Fairing on an Outlander X-TP and on any vehicle equipped with 1 1/8" (28 mm) tapered aluminum handlebars.

Deluxe Fairing

715002470



2 CHOOSE THE WINDSHIELD HEIGHT ACCORDING TO YOUR RIDING STYLE

EXTRA HIGH WINDSHIELD

- 16" (41 cm) windshield provides the ultimate protection against the elements while touring.
- For wind protection and winter applications.
- Tool-less installation and replacement.

Deluxe Fairing

715000936



16" (41 cm)

HIGH WINDSHIELD

- 11" (28 cm) high, for wind protection and winter applications.
- Tool-less installation and replacement.

Deluxe Fairing

715001211



11" (28 cm)

LOW WINDSHIELD

- 6" (15 cm) windshield allows you to keep your vehicle looking sporty while giving you some protection from the elements and the possibility of enjoying directional lighting.
- Tool-less installation and replacement.

Deluxe Fairing

715001227



6" (15 cm)



3 COMPLETE WITH PERFECTLY INTEGRATED ACCESSORIES

AUXILIARY WINDSHIELD LIGHTING

- 2 premium LED spots for Deluxe Fairing for both increased output and directional lighting.
- 1,800 lumens.
- 2 x 10W LED Cree light kit.
- Long-range illumination up to 350' (107 m), drawing less than 1 amp per light.

Deluxe Fairing

715003115



DELUXE MIRROR KIT

- Improved mounting system.
- Wide rear view.
- Perfect fit with your Deluxe Fairing and Deluxe Windshield.

Deluxe Fairing

715002353



INTEGRATED AIRFLOW VENT REDUCES AIR TURBULENCE AND ENGINE RUMBLE AT HIGHER SPEEDS FOR LESS BUFFETING AND MORE COMFORT.

OUTLANDER | RENEGADE

WINDSHIELD KITS

- Made of polycarbonate with integrated vent to reduce air turbulence and rumble noise at high speeds for a quieter and smoother ride.
- Quick tool-less removal once base brackets are mounted on handlebar.
- Fits straight and tapered handlebars.
- Improved design for enhanced rigidity



1 EXTRA HIGH WINDSHIELD KIT

- 16" (41 cm) windshield.
- For ultimate wind protection and winter applications.

G2, G2L, G2S (except X mr models)

715003023

2 HIGH WINDSHIELD KIT

- 11" (28 cm) windshield.
- For wind protection and winter applications.

G2, G2L, G2S (except X mr models)

715006382

3 LOW WINDSHIELD KIT

- 6" (15 cm) windshield.
- Allows you to keep your vehicle looking sporty while giving you some protection from the elements.

G2, G2L, G2S (except X mr models)

715003021



16" (41 cm)



11" (28 cm)



6" (15 cm)

Some products shown may not be available or homologated in your country. Contact your BRP dealer for local details.

OUTLANDER | RENEGADE

HANDLEBAR WIND DEFLECTORS

- Rugged injected plastic construction with Can-Am logo.
- Include removable cap for air flow adjustment.
- Mounting kit sold separately.

G2, G2L, G2S

- | | |
|----------------------------------|------------------------------------|
| ■ 715000525 • Black / Yellow | ■ 715003812 • Manta Green / Black |
| ■ 715000537 • White / Black | ■ 715003813 • Orange / Black |
| ■ 715001706 • Black / Black | ■ 715003814 • Octane Blue / Black |
| ■ 715000733 • Yellow / Black | ■ 715006117 • Squadron Green/Black |
| ■ 715003811 • Can-Am Red / Black | ■ 715006118 • Viper Red/Black |



PASSENGER WIND DEFLECTORS

- These wind deflectors fit on the passenger handles and provide greater comfort while riding.
- Easy to install and remove.

G2 and G2L (MAX models only)

715001669



FULL WRAP ALUMINUM MOUNTING KIT

- Lightweight black die cast aluminum construction.
- Includes complete hardware.
- Handlebar wind deflectors sold separately.

G2, G2L, G2S

715001378



SHORT ALUMINUM MOUNTING KIT

- Lightweight black die cast aluminum construction.
- Includes complete hardware.
- Handlebar wind deflectors sold separately.

G2, G2L, G2S

715001379



MIRROR KIT FOR HANDLEBAR WIND DEFLECTORS

- Do not fit with Full Wrap Aluminum Mounting Kit (715001378).
- Sold in pairs.

Handlebar Wind Deflectors

860200080



ALUMINUM TAPERED HANDLEBAR

- 7/8"- 1 1/8" (22 mm - 28 mm) tapered handlebar made of 6061-T6 aluminum.
- Includes all hardware, center steering foam and cover.

G2, G2L, G2S

715000550



XT HANDLEBAR PROTECTOR KIT

- Not compatible with Mud Strap (715003053).

G2, G2L

703100352



MIRRORS

- True vision surface 5" x 3" (13 cm x 8 cm).
- Matte finish.
- Stem includes 3/8" (10 mm) thread.

Left - 3/8" (10 mm)

- Bracket (715000190) is required for installation on DS 450.
- Bracket not required for installation on Outlander and Renegade.

709400406

Right - 3/8" (10 mm)

- Bracket (715000190) required except for vehicles with right hand break.

709400523



COMFORTABLE
DRIVER &
PASSENGER
SEATING
OPTIONS FOR
ALL RIDERS



OUTLANDER

DRIVER BACKREST

- Provides the rider's back with that extra support that makes riding that extra mile way more comfortable.
- Adjusts horizontally to match the driver's height and preference.
- Mounts and locks in firmly onto the vehicle.

G2 (except 6x6 & MAX models)

715003940

G2 2015 & up, G2L (MAX models only, except 6x6 models)

715003942

G2L (except MAX models)

715003941

G2 (6x6 models only, except Max)

715003611



OUTLANDER MAX PASSENGER SEAT KIT

- Perfect to replace used or damaged passenger seat.

G2 2015 and up, G2L (MAX models only)

715002373



Some products shown may not be available or homologated in your country. Contact your BRP dealer for local details.

AT THE JOBSITE OR ON AN ADVENTURE, LinQ RACKS MAKE IT EASIER TO CARRY THE LOAD



RACKS & HOLDERS

OUTLANDER | RENEGADE

LinQ RACK EXTENSION

- Fits front or rear.
- Strong and durable.
- Helps keep cargo securely in place.
- Easy and tool-less installation thanks to the LinQ System.
- Anti-corrosion coating with durable powder coat finish.
- LinQ Luggage Rack (715001734) is required for G2S.

G2, G2S

4" [10 CM]

715001711 • Silver 715001665 • Black



6" [15 CM]

715001712 • Silver 715001671 • Black



Twist & Go installation for adding cargo capability in seconds.



OUTLANDER

RACK EXTENSION

- Fits front or rear.
- Made of carbon steel.
- Provides tie-down points to secure cargo on racks.
- Easy installation on tubular rack.
- Anti-corrosion coating with durable powder coat finish.

G2L

5" (13 CM)

715001913



8" (20 CM)

715001914



**EXPERT
CHOICE**

Durable extensions with multiple attachment points and work-ready finish.

RENEGADE

REAR ALUMINUM RACK

- 30 lb (14 kg) capacity.
- Compact, lightweight aluminum construction.
- Engraved Can-Am logo.
- Stamped 5052 aluminum center plate.
- Easy to install.

G2S

715001360



LinQ LUGGAGE RACK

- Bolt-on rack.
- Enables use of LinQ mounted accessories on the G2S.

G2S

(except X mr models)

715001734





OUTLANDER

GUN BOOT RACK

- Made of steel.
- Designed for the tubular rack.
- For use with Gun Boot 6.0 Impact by Kolpin.
- Can be mounted to either side of the vehicle.

G2L (except MAX models)

715001918

G2L (MAX models only)

715001919



GUN BOOT 6.0 IMPACT⁺ BY KOLPIN⁺

- Extra room for pistol-grip-type weapons and small bipods.
- Easily fits firearms up to 51" (130 cm) in total length.
- Provides ample room for 2 3/8" (60 mm) scopes.
- Hatchback design allows easy access.
- Ergonomically designed handle and molded attachment points for sling.

G2, G2L

715001419



- Snap-close cover with locking capability.
- Designed to accommodate left and right hand bolt-action rifles and shotguns.
- Includes removable, shock absorbing foam and nylon Impact liner for superior interior protection.
- Requires appropriate mounting kit for installation.

LinQ GUN BOOT RACK

(Not illustrated)

- This lightweight Gun Boot Rack can be mounted on either side of your Outlander using the tool-less LinQ System.
- For use with Gun Boot 6.0 Impact by Kolpin.

G2 (except MAX, 6X6 & X mr 1000)

715002112 • Black

G2 (MAX & X mr 1000 models only)

715002113 • Black

MULTI-FIT HOLDER

- Open U-shaped bracket for carrying tools (shovel, axe) and hunting weapons (rifle, bow) that are safely secured, but easily accessible.
- Easy installation on tubular rack, extension racks, basket or bumpers.
- For G2, the LinQ Rack Extension (715001711) is required.
- Sold in pairs.

G2, G2L

Single

715001945

715002354

Double



OUTLANDER | RENEGADE

GEAR GRIPS BY KOLPIN

- Durable, flexible grips cushion and protect while providing a custom fit for a variety of items from 1" to 4" (2.5 cm to 10 cm) in diameter.
- Heavy-duty design for carrying bows, fishing poles, rakes, farm tools and more.
- Quick-release button opens grip quickly for easy access to gear.
- Heavy-duty base system built for the toughest adventures.
- Easy installation on tubular racks, extension racks, brackets or bumpers.
- Sold in pairs.

G2L

715001421



LinQ MOUNTED GEAR GRIPS BY KOLPIN

(Not illustrated)

- Same features as Gear Grip by Kolpin (715001421).
- Make transporting your tools a snap by combining the Gear Grips with the LinQ System.
- 360° orientation.
- LinQ Luggage Rack (715001734) is required for G2S.

G2, G2S

715001351

LinQ TOOL HOLDER

- Ultra-versatile tool holder.
- Convenient swivel-latch allows tools to be stored in any orientation.
- LinQ Luggage Rack (715001734) is required for G2S.
- Sold in pairs.

G2, G2S, G2L

715003059



OUTLANDER | RENEGADE

HMWPE SKID PLATES

Our Plastic Plates glide smoothly and silently over obstacles, offering great protection in rough terrain. Made of 1/4" (6 mm) thick abrasion-resistant thermoformed High Molecular Weight Polyethylene (HMWPE).

- ✓ Lighter than aluminum
- ✓ Superior stress crack resistance
- ✓ High impact strength



715004806

Offer your Outlander or Renegade the full protection kit or get them individually	G2						G2L		G2S	
	2016 & PRIOR		2017-2018		2019 & UP				2017-2018 MODELS	2019 & UP
	Except MAX & X mr 1000R models	MAX & X mr 1000R models only	Except MAX & X mr 1000R models	MAX & X mr 1000R models only	Except MAX & X mr 1000R models	MAX & X mr 1000R models only	Except MAX models	MAX models only		
HMWPE SKID PLATE PROTECTION KIT	715004214	715004215	715004209	715004210	715004806	715004807	715004211	715004212	715004213	715004809

INDIVIDUAL HMWPE SKID PLATES

① A-ARM PROTECTORS	715002924	715002924	715002924	715002924	715004822	715004822	715002924	715002924	715002924	715004822
② UNDERBELLY PLATES	715002926	715002927	715002926	715002927	715002926	715002927	715002928	715002929	715002974	715002974
③ TRAILING ARM PROTECTORS	715002925	715002925	715003466	715003466	715004823	715004823	715003466	715003466	715003466	715004823

Some products shown may not be available or homologated in your country. Contact your BRP dealer for local details.

OUTLANDER | RENEGADE

PLASTIC SKID PLATES

Our Plastic Plates glide smoothly and silently over obstacles, offering great protection in rough terrain. Made of abrasion-resistant thermoformed High Molecular Weight Polyethylene (HMWPE).

✓ Lighter than aluminum.



SKID PLATES

ACCESSORIES

Offer your Outlander & Renegade the full protection kit or get them individually

Outlander

Outlander MAX

Outlander 6x6

G2, G2S

G2I

G2L MAX


INDIVIDUAL PLASTIC SKID PLATES

① A-ARM PROTECTORS G2	715002924	715002924	715002924	715002924	—	—
② TRAILING ARM PROTECTORS G2	715002925	—	715002925	715002925	—	—
③ PLASTIC SKID PLATE G2	715006019	715006020	715005290 715005320 (MAX)	—	715006115	715006116

CURVED FRONT END

FULL SIZE CENTER SECTION,
10 MM THICK

FOOTWELL PLATES,
8 MM THICK



PRE-DRILLED
HOLES

QUICK AND EASY
TO INSTALL

OUTLANDER

ALUMINUM
SKID PLATES

For ultimate durability and strength, all our Aluminum Skid Plates are made with High Strength 5052 H32 Aluminum 3/16" (4.5 mm) thick.

✓ Ultimate durability

✓ High strength



715004197

Offer your Outlander the full protection kit or get them individually	G2						G2L	
	2016 & PRIOR		2017-2018		2019 & UP		ANY YEAR	
	Except MAX & X mr 1000R models	MAX & X mr 1000R models only	Except MAX & X mr 1000R models	MAX & X mr 1000R models only	Except MAX & X mr 1000R models	MAX & X mr 1000R models only	Except MAX models	MAX models only
HMWPE SKID PLATE PROTECTION KIT	715002137	715002138	715004197	715004198	715004804	715004805	715004199	715004200
INDIVIDUAL HMWPE SKID PLATES								
① A-ARM PROTECTORS	715001667	715001667	715001667	715001667	715004820	715004820	715001667	715001667
② FRONT SKID PLATE	715000926	715000926	715000926	715000926	715000926	715000926	715001906	715001906
③ CENTRAL SKID PLATE	715002078	715002078	715002078	715002078	715002078	715002078	715002078	715002078
④ FOOTWELL PROTECTOR PLATES	715000922	715000922	715000922	715000922	715000922	715000922	715000922	715000922
⑤ TRAILING ARM PROTECTORS	715001129	715001129	715003741	715003741	715004821	715004821	715003741	715003741
⑥ REAR DIFFERENTIAL PROTECTORS	715000920	715000920	715000920	715000920	715000920	715000920	715000920	715000920
⑦ REAR SKID PLATE	715002028	715002029	715002028	715002029	715002028	715002029	715002028	715002029

Some products shown may not be available or homologated in your country. Contact your BRP dealer for local details.

RENEGADE

ALUMINUM SKID PLATES

For ultimate durability and strength, all our Aluminum Skid Plates are made with High Strength 5052 H32 Aluminum 3/16" (4.5 mm) thick.

✓ Ultimate durability

✓ High strength



715004201

SKID PLATES

ACCESSORIES

Offer your Renegade the full protection kit or get them individually

G2S

2016 & PRIOR

2017-2018

2019 & UP

ALUMINUM SKID PLATE PROTECTION KIT

NOT COMPATIBLE ON X MR MODELS

715002139

715004201

715004808

INDIVIDUAL ALUMINUM SKID PLATES

① A-ARM PROTECTORS

715001667

715001667

715004820

② FRONT SKID PLATE

715000925

715000925

715000925

③ CENTRAL SKID PLATE

715002078

715002078

715002078

④ FOOTWELL PROTECTOR PLATES
NOT COMPATIBLE ON X MR MODELS

715001359

715001359

715001359

⑤ TRAILING ARM PROTECTORS

715001129

715003741

715004821

⑥ REAR DIFFERENTIAL PROTECTORS

715000920

715000920

715000920

⑦ REAR SKID PLATE

715002028

715002028

715002028

OUTLANDER 6X6

HMWPE & ALUMINUM SKID PLATES

Our Plastic and Aluminum Plates glide smoothly and silently over obstacles, offering great protection in rough terrain.

HMWPE

Made of 1/4" (6 mm) thick abrasion-resistant thermoformed High Molecular Weight Polyethylene (HMWPE).

- ✓ Lighter than aluminum
- ✓ Superior stress crack resistance
- ✓ High impact strength

ALUMINUM

Made with High Strength 5052 H32 Aluminum 3/16" (4.5 mm thick).

- ✓ Ultimate durability
- ✓ High strength



Offer your Outlander 6x6 a full protection solution by combining our skid plates or get them individually.

	G2 6X6			G2L 6X6
	2016 & PRIOR	2017 - 2018	2019 & UP	ANY YEAR
INDIVIDUAL HMWPE SKID PLATES				
① HMWPE A-ARM PROTECTORS	715002924	715002924	715004822	715002924
② HDPE FULL UNDERBELLY SKID PLATE	715003646 (Except MAX) 860200896 • Europe 715003647 (MAX only)	715003646 (Except MAX) 860200896 • Europe 715003647 (MAX only)	715003646 (Except MAX) 860200896 • Europe 715003647 (MAX only)	715005259 (MAX only)
③ HMWPE TRAILING ARM PROTECTORS	715002925	715003466	715004823	715003466
INDIVIDUAL ALUMINUM SKID PLATES				
① ALUMINUM A-ARM PROTECTORS	715001667	715001667	715004820	715001667
② ALUMINUM FULL UNDERBELLY SKID PLATE	—	—	—	—
③ ALUMINUM TRAILING ARM PROTECTORS	715001129	715003741	715004821	715003741

CAN-AM BUMPERS

The strength to endure and the character to wear well—
our bumpers are ready for it.



**FIT &
COMPATIBILITY**



**QUALITY &
RELIABILITY**



**STYLE &
VISION**

HEAVY-DUTY LOOKS

Real capability—with a durable
fit and finish you'll just have
to age yourself

BUMPERS & GUARDS

ACCESSORIES

**DURABILITY SLEEK
ENOUGH TO WORK
ALONGSIDE YOUR HERD**

COMPLETE RANCHER PROTECTION KIT

See p. 35



100%
integrated

Designed to seamlessly integrate
with the style, fit, finish, and
capability of your ATV.



Durable textured finish

For long life and better resistance
to scratches and corrosion.





OUTLANDER

XT BUMPERS

- Provide additional protection against obstacles.
- Tough and durable, can be added on base Outlander model to convert vehicle into XT model.
- Standard on XT, X TP, Mossy Oak and Limited models.
- Large tube construction with textured black finish and metal corners.

XT FRONT BUMPER

G2

715004837



XT REAR BUMPER

G2

715004920



- Large tube construction.

XT FRONT BUMPER

- Winch compatible.

G2L

715001910



- Protects vehicle against obstacles.

XT FRONT COUPLING DEVICE

(Not illustrated)

- Required for T3 models.

T3

705205025

- Standard on XT models.

XT REAR BUMPER

G2L

715001911



Some products shown may not be available or homologated in your country. Contact your BRP dealer for local details.

WORK AND MOVE
CONFIDENTLY
WITH HEAVY-DUTY,
HERD-FRIENDLY
PROTECTION
OPTIONS

RANCHER REAR
BUMPER

RANCHER FRONT BUMPER

OUTLANDER

COMPLETE RANCHER PROTECTION KIT

- These heavy-duty bumpers and fender guard are designed to pull double duty: protect your ATV and anything it comes in contact with, while also enhancing the look of your ATV.
- Made tough and designed to deliver a rugged appearance, together they offer front, rear and full side protection for farmer, rancher and forestry applications.
- Requires Body Side Protector Extensions (715003460) for installation on MAX models.
- Not compliant with T-category vehicles.

This kit includes:

- Rancher Front Bumper (715003461)
- Rancher Rear Bumper (715003462)
- Body Side Protector (715003459)

G2, G2L (except X mr & 6x6 models)
715003463

RANCHER FRONT BUMPER

- The low front end protection and plates allow you to use your ATV within cattle herds and guard the safety of both the vehicle and the animals.
- The flat front portion facilitates gently prodding cattle or pushing light objects, e.g. closing a fence.
- Inside and outside anti-corrosion coating with durable powder coat finish.
- The full frontage coverage extends to provide an extra layer of defense to your headlights and radiator.
- Not compatible with track systems, plows and front hitch.
- Not compliant with T-category vehicles.

G2, G2L (except X mr models)

715003461



RANCHER REAR BUMPER

- Ideal for using your ATV within cattle herds and guard the safety of both the vehicle and the animals.
- Coverage extends to provide an extra layer of defense to your tail lights.
- Inside and outside anti-corrosion coating with durable powder coat finish.
- Not compatible with track systems.
- Not compliant with T-category vehicles.

G2, G2L (except 6x6 models)

715003462



OUTLANDER

BODY SIDE PROTECTOR

- The heavy-duty fender guard designed to pull double duty: protecting your ATV and also enhancing the look of your ATV.
- Made tough and designed to deliver a rugged appearance, this fender guard offers full side protection for farmer, rancher and forestry applications.
- Built of durably bold 1.25" (3 cm) diameter steel-tube construction, with inside and outside anti-corrosion coating with durable powder coat finish.
- Not compatible with Self Clearing Footwell.
- XT Front and Rear Bumpers or Rancher Front and Rear Bumpers are required for installation.
- Requires Body Side Protector Extensions (715003460) for installation on MAX models.

G2, G2L, with Rancher bumpers
(except X mr & 6x6 models)

715003459

G2L with XT bumpers

(except X mr & 6x6 models)

715003614

G2 with XT bumpers

(except 6x6 models)

715004940



BODY SIDE PROTECTOR EXTENSIONS

(Not illustrated)

- This specially designed extension for the Body Side Protector is made specifically to fit and seamlessly integrate the look of Outlander MAX models.

G2, G2L

(MAX models only)

715003460

EXTREME FRONT BUMPER

- Ultra-sturdy build.
- Enhances front-vehicle protection.
- Compatible with XT Front Bumper.
- Fits the Apache™ 360 Track System (when side panels are removed).
- Not compliant with T-category vehicles.

G2

- Not compatible with Front Hitch.

715001286

G2L

715004279



715001286



715004279

OUTLANDER 6X6

FLATBED PROTECTION TUBES

- Bolt-on bumpers for the sides of the 6x6 flatbed.
- Protect the exterior plastic components of the flatbed from rocks, trees and other obstacles when traversing enclosed areas or loading cargo onto the bed.

G2L (6x6 models only)

715005266

G2 (6x6 models only)

715002030



715005266



715002030

RENEGADE

RENEGADE EXTREME FRONT BUMPER

- Enhanced vehicle front protection.
- Required as a mounting point for Radiator Relocator (715001929).

G2S



OUTLANDER

FENDER FLARES

- Kit designed to deliver extra protection from dirt and debris, therefore a must if you enjoy riding in the mud.
- Made of injected plastic that hugs your vehicle fenders perfectly.
- Gives vehicle added flair for that rugged cool look.
- Includes front and rear extensions and all mounting hardware.

G2 2012-2018
(except with 30" tires)
(except 6x6 models)

715001764

G2 2019 & up
(with 30" tires)
(except 6x6 models)

- Standard on G2 X mr 1000R.

715004250

G2L

- Not compatible with European vehicles

715001909

G2L European vehicles only
2015 & up

715004487



FENDER FLARE EXTENSIONS

- Block terrain debris from kicking up onto you as you ride or damaging your vehicle thanks to these extra-large Fender Flare Extensions, which also include mud flaps for added protection from mud/snow, especially when riding with track kits.
- Made of High Molecular Weight Polyethylene (HMWPE) for advanced abrasion resistance.
- Include front and rear extensions.

G2 (except 6x6 models)

- Must be used with Fender Flare for G2 (715001764).

715005111

G2L

- Must be used with Fender Flare for G2L (715001909).

715003615



RENEGADE

FENDER FLARES

- Integrated extended Fender Flares for sporty look and full body protection from dirt and water.
- Include front and rear extensions and all mounting hardware.

G2S (except X mr models)

705012695



OUTLANDER | RENEGADE

HEATED GRIPS & THUMB THROTTLE COMBO

• Not compatible with Intelligent Throttle Control (ITC).

G2, G2L, G2S (except 2020 models equipped with 850 engine and 2019 & up models with 1000R engine and T Category models)

715003250

For T3 models MY18.5

715004747

• Compatible with Intelligent Throttle Control (ITC).

G2, G2L, G2S (2020 models equipped with 850 engine and 2019 & up models with 1000R engine and T Category models)

715004815



EXPERT CHOICE

Heat, where you want it. This popular upgrade takes the chill from cold, wet rides.

① LED dimmer facilitates reading temperature settings.

② 4 temperature settings with individual controls for thumb and grips. Returns to previous heat setting.

③ One-touch shutdown.

Wiring Cable (710004567) is required for installation on G2 and G2L

ENGINE HEATER

(Not illustrated)

Outlander 500 / 570 / 650 / 800 (G1/G2)

605154278

Outlander 1000 (G2)

715002043

HEATED VISOR OUTLET

- Strategically positioned on vehicle to maintain your agility.
- Optional visor outlet that delivers fog-free riding.
- Quick and easy installation.
- Sold individually.
- Heated Visor not included.

G2, G2L

715001246

OUTLANDER

HEATED PASSENGER GRIPS & VISOR OUTLET

- Replace your stock passenger handles.
- Dual temperature switch integrated into seat arm for 3-zone heated handles and grips.
- Heated visor outlet integrated into seat arm.

G2, G2L (MAX models only)

715001926

G2 (2013-2014) (MAX models only)

715002116



TRAILER CONNECTOR SOCKET KIT

(Not illustrated)

G1

619400077

G2

860200927

WIRING CABLE

(Not illustrated)

- Required for installation of Heated Hand Grips & Throttle Combo.

G2L

710004567





OUTLANDER | RENEGADE

ELECTRONIC DEVICE HOLDER

- Robust injected-polypropylene construction allows for the right fit and easy installation.
- Adjustable unit safely holds smartphones or small tablets with a length or width measuring between 2.9" (7.5 cm) and 5.1" (13.0 cm) with or without protective case.
- Integrated storage (0.6 Gal / 2.1L).
- Guiding wire grooves to pass charging cable through the lid.
- Possibility of relocating 12V power outlet or installing USB outlet in storage compartment (USB power outlet sold separately).
- Not compatible with windshields and Snorkel Kit.

G2, G2L (except 6x6 & X mr models)

715004919



Integrated storage with access to the dash 12V outlet for device charging

BLUETOOTH HANDLEBAR SOUNDBAR BY MTX

- Bluetooth speaker with the unbeatable convenience of fingertip control.
 - Rugged IP66-rated weather-resistant speaker designed for outdoor use.
 - Driven by 150 watts of quality audio power.
 - Seamless integration and operation from Bluetooth enabled devices.
 - Includes input, ground and ignition wires, plus auxiliary port and 3.5" (8.89 cm) connector cable.
 - Not compatible with XT Handlebar Protector Kit.
- Note: We recommend you use 320 Kbps MP3 - 192-256 Kbps AAC or AIFF, WAV formats to match the potential of the speaker. More compressed formats will probably have degraded sound quality.

G2, G2L, G2S

219400840



USB POWER OUTLET KIT

- Recharges your electronic devices while riding* (smartphone, MP3, heating gear, etc.).
- Dual port USB connectors.
- *The power outlet is not capable of recharging all device types while riding.

G2, G2L, G2S

219400510



MULTI POSITION LIGHT MOUNT KIT

- Multi-position plastic clamps that fit on various tubing sizes: 0.75" to 1.5" (19 mm to 38 mm).
- Required for the installation of the 2" (5 cm) Square LED Lights (2 x 10W).
- Kit includes tube clamp mounts and power cables.

G2 (except X xc), G2L, G2S

715004274





ALL LED
LIGHTS ARE
NOT CREATED
EQUAL.
BAJA DESIGNS
LIGHTS ARE
COVERED BY
A LIFETIME
WARRANTY.

OUTLANDER

BAJA DESIGNS HIGH BEAM KIT

- Thanks to their direct bolt-on and plug-and-play installation right into the original high beam location, upgrading from your stock high beam lights to these powerful Baja Designs Squadron Pro LED Lights becomes child's play.
- Each spot is equipped with 4 Cree LEDs producing 4,900 lumens at 40 watts.
- Driving/Combo light pattern for smooth blend of light for both near field applications and distance.
- Not EC compliant.

G2

715004284



**EXPERT
CHOICE**

Plug-and-play
lighting upgrade
gives eye-opening
visibility, anywhere.

OUTLANDER | RENEGADE

2" [5 CM] SQUARE LED LIGHTS (2 X 10 WATTS)

- 2 x 900 lumens 10W LED Cree light kit.
- Long-range illumination up to 350' (107 m), drawing less than 1 amp per light.
- Multi-Position Light Mount Kit is required for installation.
- Not EC compliant.

G2 (except X xc), G2L, G2S

715004293



RAM[†] LED SPOTLIGHT

- 540 lumens LED light (9 Watt) heavy-duty spotlight standard-equipped with 1" (2.5 cm) diameter rubber-coated double ball and socket system.
- Not EC compliant.

G2, G2L, G2S

710005423



AUXILIARY WINDSHIELD LIGHTING

- 2 premium LED spots for Deluxe Fairing for both increased output and directional lighting.
- 1,800 lumens.
- 2 x 10W LED Cree light kit.
- Long-range illumination up to 350' (107 m), drawing less than 1 amp per light.

Deluxe Fairing

715003115



RENEGADE

CENTER CONSOLE DAY LIGHT

- Mountable on top end of center console.
- Enhances look of vehicle.

G2S (except X mr)

715000691



OUTLANDER | RENEGADE

BATTERY CHARGER/ MAINTAINER

- Fully automatic 3 amp battery charger / maintainer.
- Keeps stored lead-acid batteries charged.
- Charges and maintains small batteries.
- Microprocessor controlled multi-stage charging for added precision, safety and battery life.
- Automatically detects 6 or 12 volt batteries.
- Float mode monitoring automatically maintains optimum battery charge.
- Reverse hook-up protection helps protect battery and charger from damage.
- Hook attachment hangs outside the work area for safety and convenience.
- Press the display button to show the charge progress.
- Energy efficient/eco friendly, meets the highest industry standards for energy efficiency.
- Content: 3 amp battery charger, clamp adapter, DC adapter, 24" (61 cm) fused ring leads harness with weather cap, owner's manual.
- US plug (110V).

715005061



Keep your batteries charged and ready to go, automatically and efficiently.

QUICK CONNECT BATTERY CABLE

- Quickly and easily connect and charge different items with your charger.
- Included in the Battery Charger/ Maintainer (715005061).
- Sold individually.

715005408



New QUICK CONNECT CABLE WITH BATTERY INDICATOR

- Quickly and easily connect and charge different batteries with your charger.
- 3-color LED indicator provides constant battery health indication.
- Sold individually.

715006055



GARMIN[†] MONTANA[†] 680T GPS

- Rugged and waterproof, the Montana 680T is element-proof.
- 4" (10.2 cm) dual-orientation, sunlight-readable touchscreen and glove-friendly touchscreen display, to give you vivid colors and high-resolution images.
- 8-megapixel autofocus camera automatically geotags photos.
- Tracks both GPS and GLONASS satellites for improved positioning and typically faster fixes.
- Preloaded TOPO maps, plus 1-year BirdsEye Satellite Imagery subscription.
- 3-axis compass with barometric altimeter.
- Specific GPS cradle included (vehicle mounting kit required).
- Includes a preloaded map for US.

G2, G2L, G2S

715002830

European Version

- EC compliant.
- Includes preloaded European recreation maps.

715003456



CTEK BRP 5.0 BATTERY CHARGER

- CTEK, the manufacturer of the smartest battery chargers in the world, has produced a BRP specific charger for all BRP products.
- Charger is built to meet the demanding arctic conditions.
- Ask your dealer for more information.

860200997



GPS RAM MOUNT FOR HANDLEBAR

- Convenient bracket for installing the Garmin Montana GPS (not included) onto your unit's handlebar.

G2, G2L

715001985





OUTLANDER | RENEGADE

WARN⁺ VRX

- Extreme IP68-rated waterproof sealing keeps the elements out.
- Durable all-metal construction.
- Black powder-coated finish and stainless steel fasteners for corrosion resistance.
- Robust new clutch design based on 70+ years of WARN 4WD hub lock know-how.
- Load-holding brake for great control.
- Smooth and reliable all-metal three-stage planetary gear train.
- Handlebar-mounted rocker control.
- Limited lifetime warranty (mechanical), 3-year warranty (electrical).
- Winch mounting plate (715000927) is required for G2S.
- Winch wire harness (715002453) is required for G2L.
- EC compliant.

WARN VRX 25

- Pulling strength capability of 2,500 lb (1,134 kg).
- 50 ft. of 3/16" (15 m of 4.8 mm) wire steel cable.
- Cast aluminum fairlead.

G2, G2L, G2S

715006107



WARN VRX 35

- Pulling strength capability of 3,500 lb (1 588 kg).
- 50 ft. of 7/32" (15 m of 5.5 mm) wire steel cable.
- Cast aluminum fairlead.

G2, G2L, G2S

715006108



WARN VRX 35-S

- Pulling strength capability of 3,500 lb (1 588 kg).
- 50 ft. of 3/16" (15 m of 4.8 mm) synthetic rope.
- Cast aluminum fairlead.

G2, G2L, G2S

715006109



OUTLANDER

CAN-AM HD

- Heavy-duty 4-way roller fairlead.
- Ergonomic clutch handle.
- Rugged all-steel gears and bushings provide more torque and longer life.
- Automatic 100% load-holding brake.
- Sealed solenoid for all-weather protection.
- Wired Remote Control sold separately.
- Weather sealed handlebar mounted switch.
- Winch mounting plate (715000927) is required for G2S.
- Winch wire harness (715002453) is required for G2L.
- EC compliant.

CAN-AM HD 2500 WINCH

- Pulling strength capability of 2,500 lb (1,134 kg).
- 50 ft. of 3/16" (15.2 m of 4.8 mm) wire steel cable.

G2, G2L

715006414



CAN-AM HD 3500 WINCH

- Pulling strength capability of 3,500 lb (1,588 kg).
- 50 ft. of 7/32" (15.2 m of 5.5 mm) wire steel cable.

G2, G2L

715006415



OUTLANDER 6X6

REAR WINCH KIT

- The remote-controlled rear winch is a godsend when you want to pull yourself out of a tough spot or move heavy loads.
- Includes a fully-sealed Warn winch and all wiring and hardware needed for an easy and quick installation.
- Pulling strength capability of 3,000 lb (1,361 kg).
- 50 ft. of 7/32" (15.2 m of 5.5 mm) wire steel cable.

G2 (6x6 models only)

715006503 • Europe

G2 (4x4)

715007100

G2L (6x6 L models only)

715007099



OUTLANDER | RENEGADE

WARN HAWSE FAIRLEAD

- Double-powder-coated construction.
- Required to use the Synthetic Winch Cable (715004254) on Warn winches.
- To be used with synthetic winch cables only.

Warn winches

715004255



WINCH MOUNTING PLATE

- Adds functionality to your Renegade.
- Fits Can-Am winches by Warn.

G2S

715000927



WINCH ACCESSORIES KIT

- Get the most out of your winch.
- Double your pulling power, change your pulling direction and keep your winch in proper working order.
- Includes tree straps, snatch block, shackle and winching gloves.

715002409



WIRELESS REMOTE CONTROL

- The system is quick and easy to install, thanks to a wiring harness with an integrated antenna and all necessary mounting hardware.
- The system allows you to operate your winch from anywhere within a 50' (15.2 m) radius, increasing your recovery options.
- All components are weatherproof.

Warn winches

715002542



WIRED REMOTE CONTROL

- This kit allows winch owners to add the hand-held remote to their winch.
- EC compliant.

For ATVs with handlebar winch remote socket

710002270

ATVs without the winch remote socket

- Side panel Remote Socket (715003651) is required.

Can-Am HD winches

710007050

Can-Am WARN winches

715006378 **New**



ROLLER FAIRLEAD

- Features top, bottom and side rollers for less cable wear and smoother operation from any direction for easier winching.

715000011 • Warn winches

705204571 • Can-Am HD winch

705009222 • Plow Roller Fairlead



HOOK WITH SAFETY LATCH & STRAP KIT

- Heavy-duty winch-rope hook with stainless steel snap.
- Includes a nylon safety strap.

Can-Am HD winches

705014949



REPLACEMENT WIRE ROPE

- Play it safe, always carry a replacement wire rope.
- 3,500 lb (1,588 kg) pulling strength.

Can-Am HD 2500

- 50 ft. of 3/16" (15.2 m of 4.8 mm) wire rope.

705014983

ATV Warn winches

- 50 ft. of 7/32" (15.2 m of 5.5 mm) wire rope.

705009321

ATV Warn winches

- 50 ft. (15.2 m) aircraft grade steel wire.
- 7/32" (5.5 mm) diameter.

715006256



SYNTHETIC WINCH CABLE

- Easier to manipulate than steel cable.
- Replaces the original cable on any factory installed Warn winch or sold as an accessory by BRP.
- Kit includes synthetic rope and rock guard sleeve.
- Always use with new Hawse Fairlead (715004255).
- 50 ft. (15.2 m).
- 3,500 lb (1,588 kg) pulling strength.

ATV Warn winches

715004254



WARN REMOTE SOCKET

(Not illustrated)

- Winch remote socket, located on side panel, is required for wired remote control.

715003651

WINCH WIRE HARNESS

(Not illustrated)

- Required plug-and-go wiring to install Warn winch only.
- Not required for Can-Am HD winches.

G2L

715002453

HARDWARE ADAPTER KIT

(Not illustrated)

- Required to install Warn Winch Kit (715006107, 715006108, 715006109) on 2016 and up models.
- Required to install Can-Am HD 2500 Winch (715006414) and Can-Am HD 3500 Winch (715006415) on G2L 2017 and up models.

715003477



MULTITRAILER

- Bogie wheels updated to be more silent than before and now equipped with grease nipples.
- Product developed for heavy-duty use.
- 100% galvanized steel.
- Specifications: 12 mm polywood base, strong stand, movable attachment points (4 pc), tipping bed, removable sides and 4 pc timber holder.

619590024

- Underside of the bogie and frame designed to travel over stones and logs (no sharp edges).
- Bed length: 182 cm
- Bed width: 66 cm bottom / 95 cm top
- Bed height: 60 cm
- Weight: 200 kg with timber holders and sides

TIMBER LOCKING SPRING

(Not illustrated)

619600007

TIMBER WALL

(Not illustrated)

619590026

TIMBER STICKS (2 PCS)

(Not illustrated)

619590025

SPARE WHEEL + RIM (DEESTONE) STANDARD FROM 7/2016

(Not illustrated)

619590398

ADD TOWING CAPACITY
FOR ALL YOUR
UTILITY HARD WORK

HITCHES

ACCESSORIES

OUTLANDER | RENEGADE

FRONT & REAR HITCH DRAWBAR

- Standard on 2" (5 cm) receiver hitch.
- It offers 1,500 lb (680 kg) of towing capacity.
- Hitch ball not included.

G2, G2L, G2S

715000972

European Version

- Drawbar with 2" (5 cm) hitch ball.

705208131 (T Homologated)

5347256 Hitch ball



RUBBER RECEIVER PLUG

- Rubber cap for 2" (5 cm) hitch receiver.

705204503



REAR HITCH

- E-coat finish.
- Fixed hitch ball mounting bracket.
- Provides fixed mounting point for trailer ball to provide vehicle with towing capabilities.
- This hitch offers 1,500 lb (590 kg) of towing capacity.
- Hitch ball not included.

G2, G2L, G2S (except 6x6 models)

715001925



REAR RECEIVER HITCH

- E-coat finish.
- Does not affect ground clearance.
- Trailer ball not included.
- On 4X4 use, this hitch offers 1,654 lb (680 kg) of towing capacity.
- On 6X6 use, this hitch offers 1654 lb (750 kg) of towing capacity.
- Compliant with European T regulations.
- Not compatible with rear bumpers and G2L models.

G2S 2012 with 800R or 1000 engines.

G2S 2013 & up, G2L & G2

715005186



OUTLANDER

FRONT RECEIVER HITCH

- Front receiver hitch for Outlander with or without a winch.
- This hitch offers 1,500 lb (590 kg) of towing capacity.
- Allows you to maneuver your trailer easily in tight, confined areas.
- Hitch bar sold separately.
- Not compatible with Extreme Front Bumper, Rancher Bumper and ProMount Plows.

G2

715000921



OUTLANDER

OUTLANDER RADIATOR RELOCATOR KIT

- Relocates radiator to top mount position.
- Prevents cooling performance loss in muddy conditions.
- Uses existing radiator.
- Includes support, hardware and hoses.
- Engineered for easy cooling system bleeding and maintenance.
- Radiator not included.

G2, G2L

715001930



OUTLANDER SNORKEL KIT

- Comprehensive kit.
- Extended air intakes and CVT exhaust.
- CVT outlet integrates into pod cover.
- Must be installed on a vehicle without XT Handlebar Protector Kit.
- Ideal for muddy conditions.
- For 6x6, appropriate gauge support is required for best fit and finish.
- Not compatible with windshields.

G2 2015 & up, G2L (except X mr)

715005999

G2 (2012-2014 only)

715001730

G2 (X mr models only),

G2L (X mr models only)

- Raised horn only.
- Provides higher intake.
- For best fit and finish, appropriate gauge support is required.

715002518



**EXPERT
CHOICE**

Factory-design
fit-and-finish
for outstanding
deep mud and
water fording
performance.

SELF-CLEARING FOOTWELLS

- Made from aluminum.
- Replace original footwells.
- Feature large evacuation ports to avoid mud and snow accumulation in footwells.
- Aggressive design for improved traction.
- Not compatible with Body Side Protectors.
- Sold in pairs.

G2 2015 & up, G2L

715004759

**EXPERT
CHOICE**

Aids in rider traction
and clears heavy
mud and snow
debris with ease.




X MR TRACTION PLATES

- Provide extra foot grip for driver when riding in extreme mud conditions.
- Help driver maintain ideal riding position to maximize vehicle traction.
- Made of aluminum.
- Not meant for a passenger.

G2, G2L (MAX models only)

715001752



FOOTPEG KIT

- Provides maximum integrated grip and more stability during vigorous riding.
- Kick-up end generates added grip during hard cornering.
- Made of aluminum.
- Sold in pairs.

G2, G2L

715001131



BELIEVE IT: YOUR RENEGADE IS A FEW MODS AWAY FROM BEING A TRUE MUD-READY BEAST

- RENEGADE SNORKEL KIT
- RENEGADE RADIATOR RELOCATOR KIT
- MUD STRAP

RENEGADE

RENEGADE SNORKEL KIT

- Comprehensive kit.
- Extended air intakes and CVT exhaust.
- CVT outlet integrates into pod cover.
- Ideal for muddy conditions.

G2S

715006000



ADAPTER KIT

(Not illustrated)

- Necessary to install the G2S Snorkel Kit (715001928) on 2012 to 2014 models.

G2S (for 2012-2014 models only)

715003122

RENEGADE RADIATOR RELOCATOR KIT

- Relocates radiator to top mount position.
- Prevents cooling performance loss in muddy conditions.
- Uses existing radiator.
- Includes support, hardware and hoses.
- Engineered for easy cooling system bleeding and maintenance.
- Radiator not included.
- Renegade Extreme Front Bumper (715002469) required for installation (except X mr).

G2S

715001929



OUTLANDER | RENEGADE

MUD STRAP

- Convenient sturdy grab-handle.
- Lets drivers redistribute their weight for improved traction in demanding conditions.
- Not compatible with XT Handelbar Protector Kit (703100352).

G2, G2L, G2S

715003053




RADIATOR PROTECTOR

- Metal shield that mounts over radiator face, providing protection from stones and branches.

G2, G2S (except G2S with 500 engine)

715001744



YOSHIMURA
EXHAUST MADE IN THE USA FOR
can-am

**YOSHIMURA
GIVES YOU THE
EDGE WITH MORE
PERFORMANCE
& LESS WEIGHT**

YOSHIMURA SLIP-ON EXHAUST

- Made from 304-grade stainless steel.
- Better sounding, better looking and lighter than stock muffler.
- USDF/USDA approved spark arrester.
- NON EPA compliant (for racing application only).
- Not EC compliant.
- Fuel injection system tuning not required.
- Not compatible with CARB & T Category models 2018 and up.

OUTLANDER

G2 2018 & prior (except 6x6 models)

715001738

G2 2019 & up (except 6x6 models)

715005480



Not sold in Europe

RENEGADE

G2S 2018 & prior (except 570 engine and X mr models)

715001739

G2S 2019 & up (except 570 engine and X mr models)

715005481



**EXPERT
CHOICE**

Sound, engineering, and style: This exclusive slip-on Yoshimura exhaust roars like no other.

OUTLANDER | RENEGADE



FOX SHOCKS

- Engineered for the more aggressive riders.
- Offer increased bump absorption and better roll control.
- Offer a slightly firmer ride than standard kits but remain very versatile for all-around use.
- Kit includes 4 shocks and springs.
- Rebuildable.
- Threaded preload adjusters.

G2 2012-2018 (except X mr, XT-P, Limited & 6x6 models), G2 X mr 650 (2012-2018), G2S (Base model with 500 & 570 only), G2L & G2L MAX

715001471

G2, G2S 2019 & up

715005469



FOX PERFORMANCE SHOCKS 1.5 PODIUM X RC2 HPG

- High-performance front and rear shocks.
- Allow handling to readily adapt to terrain and riding style.
- Easy-adjust dual-speed compression, rebound and preload settings.
- Standard on G2S X xc.

G2 2012-2018 (except X mr, Limited & 6x6), G2 X mr 650 & G2S (Base model & X mr 570 only)

715003201

G2 2019 & up

715005470



FRONT SHOCK COVERS

- Feature ventilation holes.
- Offer added protection in rough terrain and weather conditions.
- Sold in pairs.

G2, G2L, G2S

715500301



HEAVY-DUTY SPRINGS

- Heavy-duty springs provide enhanced stiffness.
- Perfect for snow clearing and hauling heavy loads.
- Improves handling and helps prevent accidental overturns.
- Sold in pairs.
- Standard on Outlander Pro and Mossy Oak models.

Front

G2 2012-2018 (Base model, DPS, XT, X mr with 650 engine only & Limited), G2S (Base model with 500 & 570 engines only)

715003199

Rear

G2 2012-2018 (Base model, DPS, XT & X mr with 650 engine only).

G2S (Base model with 500 & 570 engines only)

715003200

Front & Rear

G2 2019 (Base, DPS & XT models)

715005159

Front

G2L, G2L 6x6

715007203 **New**



Front

Rear

EXTREME HEAVY DUTY REAR SPRING SET FOR OUTLANDER G2

(Not illustrated)

- E.g. for use with Forest Pro Log Trailer.

715001998

FOAM AIR FILTER BY TWINAIR[†]

- Maximizes performance by increasing air flow throughout RPM range.
- Maintenance-friendly, i.e. just wash, re-oil and re-use after riding in severely dusty/muddy environments.

G2, G2S, G2L

715001333



EMERGENCY KIT

- Complete emergency kit provides all essential equipment and supplies to get out of most unfavorable situations powersport enthusiasts can find themselves in.

- Includes: Jumper Cables, Air Compressor, Tire Repair Kit, Ratchet Tie-Down, Duct Tape, Tow Strap 3,300 lb (1,500 kg), Zip-Ties, Cloth Rags.

715004359



COVERS, DECALS & ADD-ONS

OUTLANDER | RENEGADE

TRAILERING COVERS

- Heavy-duty canvas made of UV-resistant solution-dyed polyester.
- Protect windshield and colored panels from abrasion.
- All high-abrasion areas are reinforced with a double canvas layer.
- Opening for fuel cap access.
- Weather-resistant trailering cover protects your vehicle during transportation.
- Quick and easy installation.
- Designed to perfectly fit your vehicle with or without Can-Am accessories.

G2 (except MAX models)

715001737

G2 (MAX models only)

715001736

G2 (6x6 models only)

715004488

G2L (except MAX models)

715002026

G2L (MAX models only)

715002025

G2S (except X mr models)

715000683



STORAGE COVERS

- Weather-resistant storage covers.
- For vehicle storage only.
- UV-resistant solution-dyed polyester construction.
- Quick and easy installation.
- Designed to perfectly fit your vehicle with or without Can-Am accessories.

G2, G2L, G2 Xmr (except 1000), G2L Xmr, G2S, G2S Xmr

715001720

G2, G2L (MAX models only)

715001668

G2, G2L (except MAX models)

715001597 • Mossy Oak Break-Up Country Camo

G2 MAX, G2Xmr 1000, G2L MAX

715001735 • Mossy Oak Break-Up Country Camo



STORAGE COVER (6X6)

(Not illustrated)

- For storage use only.
- Heavy-duty elastic cord around bottom for secure fit.
- 100-denier polyester construction.
- Fits with or without windshield and mirrors.

G2 (6x6 models only)

715002492

715002415 • Europe

G2 MAX 6X6

715004488

G2L 6X6

715005261

G2L MAX 6X6

715006024

LOCKABLE GAS TANK CAP

- Protects your fuel.
- Meets EPA requirements.

G2, G2L, G2S

860200387

619590085 • Scandinavia



LICENSE PLATE BRACKET

- Provides specific area to install license plate.
- Mounts to rear of vehicle.

G2L

715002498

G2S

715001401



DECAL

- 6" x 12 3/4" (15 cm x 32 cm).

704901483

BOLT-ON[†] RETRACTABLE RATCHETING TIE-DOWNS

- Perfect for transporting your powersport vehicle or securing loads.
- Mounts easily: Bolts on any flat surface (e.g. truck bed or frame).
- 1" x 6' (2.5 cm x 1.8 m) tie-down strap with heavy-duty stitching that delivers a 500 lb (226 kg) working load strength and 1,500 lb (680 kg) break strength.
- Convenient retractable push button automatically slackens, spools and stores away strap, while the ratchet mechanism tightens the strap snugly to secure your vehicle or load into place.
- Rubber ratcheting handle provides firm grip, and the hook is vinyl coated to protect whatever surface it hooks into.
- Sold in pairs.

295100737



RATCHET TIE-DOWNS

- 400 lb (181 kg) safe working load.
- 1" x 10' (2.5 cm x 3 m) strap with Can-Am, Sea-Doo, and Ski-Doo logos.
- Deluxe ratchet with rubber handle.
- Coated S hooks.
- Pack of 2.


860200447 • Black/Grey



FLAG

- Make sure everyone knows what you're riding.
- Perfect for the dunes and new riders.
- 8-foot (2.4 m) length.
- Includes flag mount (715000127).

715000277 • Yellow



FLAG MOUNT

715000127

APACHE

TRACK SYSTEMS

Each track has a specific purpose and is designed without compromise for work and play. Whether it's for deep snow riding, trail riding or for heavy loads, Apache tracks are akin to floating across the terrain.

TRACK SYSTEMS

ACCESSORIES

WINTER TRACKS

SNOW

APACHE BACKCOUNTRY

Finally explore winter with no traction limitations and no compromise, thanks to the unmatched performance of Apache Backcountry track kits. Engineered to thrive in the deepest snow—for work or play. Don't let winter stand in the way.

P.52

YEAR ROUND TRACKS

**MIXED
CONDITIONS**

APACHE 360, 360 LT

These track kits improve your vehicle's ground clearance and increase its contact patch with the terrain. Adapt your track setup to the conditions you'll be riding in and the purpose of your ride, with the Apache 360 and 360 LT systems: as our all-season, all-terrain masterpieces.

P.53-54

WINTER TRACKS

GET THE MOST OUT OF YOUR CAN-AM ATV THIS WINTER FOR ALL YOUR ENDEAVORS.

Explore without compromise. Ride on untouched trails, traveling deep into winter's embrace and you'll know: The same technology behind our world-renowned snowmobiles is at your command. With a larger contact patch, and more aggressive track design, travel beyond what you thought possible with the best snow performance.

COVERED BY A 1-YEAR WARRANTY

OUTLANDER | RENEGADE

APACHE BACKCOUNTRY

EFFICIENT FRAME AND RAIL DESIGN ENSURES WEIGHT IS EVENLY DISTRIBUTED ON SNOW

LARGEST CONTACT PATCH ANYWHERE:
23% MORE THAN
THE APACHE 360 LT

EASY-TO-OPERATE SNOWMOBILE-TYPE
SLIDING TENSIONER

APACHE BACKCOUNTRY TRACK SYSTEM

- Designed to deliver the best flotation level and deep-snow performance on the market.
- Contact patch is 23% bigger than the Apache 360 LT.
- Impressive added ground clearance of 7" (18 cm), keeps the vehicle out of deep snow.
- Aggressive track design with 2" (5 cm) lug height for maximum traction on snow.
- Apache Backcountry Mounting Kit and engine and CVT air intake pre-filters are required.
- For winter use only.

G2 (except 6x6 models), G2S, G2L
715003042

IDLER WHEEL KIT

- Reduces drag and rolling resistance.
- Includes 2 wheels, brackets and hardware.
- Add up to 2 kits per rear track.
- Can extend slider life in hardened snow conditions.

Apache Backcountry Track System
(rear tracks only)

860201230 • 141 mm

SLIDERS WITH VESPEL[†] INSERTS

- Use DuPont Vespel inserts for less friction.
- Longer life.
- Can be cut to desired length.
- 8 needed per vehicle.
- Sold individually.

Apache Backcountry Track System
503194815



RAIL ICE SCRATCHERS

- Provide additional lubrication in hard and icy conditions.
- Rail mounted, small, light.
- Design expands on coil concept to allow reversing without damage.
- Easily stored when not in use.

Apache Backcountry Track System
860201728



YEAR ROUND TRACKS

WORK & PLAY YEAR ROUND THROUGH MUD, SNOW, & ALL TYPES OF TERRAIN.

Rise above terrain, weather, and whole seasons with the Apache 360, 360 LT and 360 LT 6x6 track kits — the upgrade that takes the Can-Am experience to another level. Designed for superior traction and carrying heavier loads in soft terrain, they can be used with your ATV year round for exploring and completing tough tasks.

COVERED BY A **2-YEAR WARRANTY**




OUTLANDER | RENEGADE

APACHE 360 & 360 LT

ADDED GROUND CLEARANCE
OF 4.5" (11.4 CM)

APACHE 360

APACHE 360 LT



TOTAL GROUND SURFACE AREA: 2,079.7 IN² (13,417 CM²)

UNIQUE ADJUSTABLE
CONTACT PATCH SYSTEM
TO TACKLE THE TOUGHEST
YEAR-ROUND CONDITIONS



RUBBER OVER MOLDED HEAVY-DUTY DOUBLE
BEARING WHEELS AND OFFSET WHEEL
SPACING REDUCE FRICTION AND VIBRATION
WHILE ENSURING RELIABILITY

GROUND SURFACE
AREA IS 7 TO 9%
LARGER THAN
THE APACHE 360's

APACHE 360 TRACK SYSTEM

- Multifunctional tracks perfect for any Can-Am ATV.
- Average ground clearance of 16" (41 cm).
- 1" (2.5 cm) lugs in the front and 1.25" (3.2 cm) in the back.
- Apache 360 & 360 LT Mounting Kit and engine and CVT air intake pre-filters are required.

G2 (except 6x6 models), G2L, G2S

715005240

APACHE 360 LT TRACK SYSTEM

- Multifunctional tracks designed to support heavy loads and to fit on most Can-Am off-road vehicles.
- Front wheel height adjustment provides enhanced attack angle and better performance over rough terrain when raised or increased contact patch for improved flotation when lowered.
- Average ground clearance increase of 4.5" (11.4 cm).
- 1" (2.5 cm) lugs in the front and 1.25" (3.2 cm) in the back.

G2, G2S, G2L

715005103

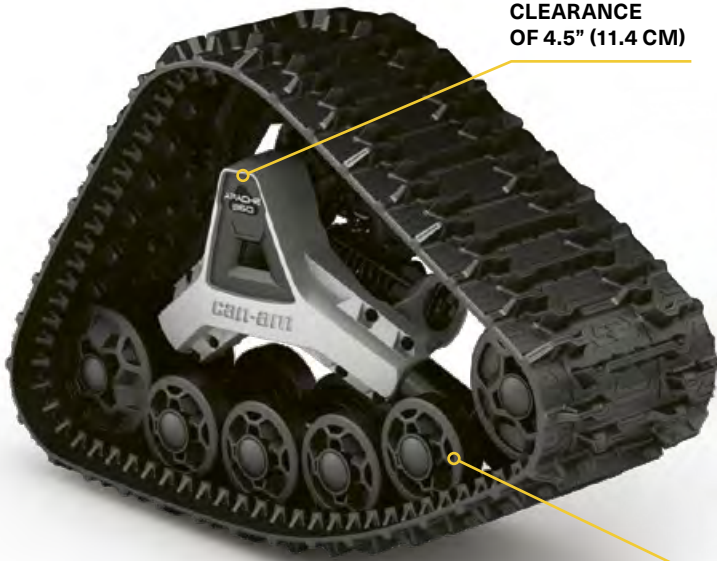
- Apache 360 LT Mounting Kit, Track DPS Module and Engine & CVT Pre-Filter Kit are required.
- Reliable heavy-duty build.
- EC compliant.
- Contact patch is 7 to 9% bigger than the Apache 360's.
- Apache 360 & 360 LT Mounting Kit, Track DPS Module and engine and CVT air intake pre-filters are required.



OUTLANDER 6X6

APACHE 360 LT 6X6

ADDED GROUND
CLEARANCE
OF 4.5" (11.4 CM)



UNIQUE ADJUSTABLE
CONTACT PATCH SYSTEM
TO TACKLE THE TOUGHEST
YEAR-ROUND CONDITIONS



RUBBER OVER MOLDED HEAVY-DUTY DOUBLE
BEARING WHEELS AND OFFSET WHEEL
SPACING REDUCE FRICTION AND VIBRATION
WHILE ENSURING RELIABILITY

APACHE 360 LT [6X6] TRACK SYSTEM

- Multifunctional tracks designed to support heavy loads and to fit on most Can-Am off-road vehicles.
- Front wheel height adjustment provides enhanced attack angle and better performance over rough terrain when raised or increased contact patch for improved flotation when lowered.
- Average ground clearance increase of 4.5" (11.4 cm).
- 1" (2.5 cm) lugs in the front and 1.25" (3.2 cm) in the back.
- Apache 360 LT Mounting Kit, Track DPS Module and Engine & CVT Pre-Filter Kit are required.
- Reliable heavy-duty build.

- EC compliant.
- Exclusively for the Outlander 6x6.
- Recommended for use on snow only.

G2, G2L (6x6 only)

715005104

ATV TRACK SYSTEM FITTING GUIDE

Track Kit	Vehicle	Mounting Kit	DPS Module* 2020 & prior	Pre-Filter
APACHE BACKCOUNTRY 715003042	G2, G2S 2018 & prior & G2L	715004830	715005243	Air Intake Pre-Filter 715004729 + CVT Air Intake Pre-Filter 715003483 <i>Standard on G2 models and G2L PRO model</i>
	G2, G2S 2019 & up	715004796	Models with Intelligent Throttle Control (iTC™): 715004707 Everything else: 715005243	
APACHE 360 715005240	G2, G2S 2018 & prior & G2L	715004829	715005243	
	G2, G2S 2019 & up	715004795	Models with Intelligent Throttle Control (iTC™): 715004707 Everything else: 715005243	
APACHE 360 LT 715005103	G2, G2S 2018 & prior & G2L	715004829 + 715003063 (adaptor)	715005243	
	G2, G2S 2019 & up	715004795 + 715003063 (adaptor)	Models with Intelligent Throttle Control (iTC™): 715004707 Everything else: 715005243	
APACHE 360 LT 6X6 715005104	G2 2018 & prior, G2L (6x6 models)	715004991	Models with Intelligent Throttle Control (iTC™): 715004707 Everything else: 715005243	
	G2 6x6 models 2019 & up	715005105		

*Not sold in Europe

APACHE BACKCOUNTRY MOUNTING KIT

(Not illustrated)

- Required for installation of the Apache Backcountry Track System.
- DPS module and pre-filter are required and sold separately.

G2 2018 & prior, G2S 2018 & prior, G2L

715004830

G2 2019, G2S 2019

715004796

APACHE 360 & 360 LT MOUNTING KIT

(Not illustrated)

- Required to install Apache 360 & 360 LT Track Systems.
- Requires Apache 360 LT ATV Adapter (715003063) for installation of the Apache 360 LT Track System.
- DPS module and pre-filter not included.

G2 2018 & prior (except 6x6 models),

G2S 2018 & prior, G2L

715004829

G2 2019 & up (except 6x6 models),

G2S 2019 & up

715004795

G2 2018 & prior,

G2L (6x6 models)

715004991

G2 (6x6 models 2019 & up)

715005105

APACHE 360 LT ADAPTOR

(Not illustrated)

- Required to install an Apache 360 LT Track System.
- Apache 360 and 360 LT Mounting Kit also required.

G2 (except 6x6 models), G2S, G2L

715003063

TRACK DPS MODULE

(Not illustrated)

- An innovative DPS module that ensures speedometer accuracy and optimized steering assist, which make for perfect track control and riding ease.
- Required to install the Apache Track Systems.
- Not sold in Europe.

Models without Intelligent Throttle Control (iTC™) 2020 & prior

715005243

Models with Intelligent Throttle Control (iTC) 2020 & prior

715004707

ENGINE AIR INTAKE PRE-FILTER

- Adds extra protection to your engine in harsh riding conditions.
- Filter blocks particles larger than 0.005" (0.13 mm).
- Necessary to maintain vehicle warranty when tracks are installed.

G2, G2L, G2S

715004729



CVT AIR INTAKE PRE-FILTER

- Adds extra protection to your engine in harsh riding conditions.
- Filter blocks particles larger than 0.007" (0.19 mm).
- Easy, tool-less installation.
- Necessary to maintain vehicle warranty when tracks are installed.
- Required to install the Apache and Backcountry Track Systems.
- Standard on Outlander 650, 850, 1000, 1000R engines and G2L PRO.

715003483



SELF-CLEARING FOOTWELLS

- Made from aluminum.
- Replace original footwells.
- Feature large evacuation ports to avoid mud and snow accumulation in footwells.
- Aggressive design for improved traction.
- Not compatible with Body Side Protectors.
- Sold in pairs.

G2 2015 & up, G2L

715004759



Aids in rider traction and clears heavy mud and snow debris with ease.



WINTER PRO V2

- With the Winter Pro snowblower, winter house chores become fast and easy.
- Winter Pro is designed and built for Scandinavian conditions, and it boasts several innovative features that will make your life easier.
- The Easy Connect Pro link system makes attaching your ATV onto the snowblower child's play. All you need is a trailer hitch on your ATV.
- The electric starter, joystick to steer the chute, dual stage auger, and work light (sold as a separate accessory) elevate this snowblower to a professional grade winter-time tool.
- The scraper bar height is easily adjustable with the help of the skid shoes.
- Also, the bar is fastened onto a boxed steel construction, thus adding to the snowblower's overall rigidity.
- The 24hp Honda V2 engine is engineered and crafted to withstand the toughest Nordic conditions.

619590291

WINTER PRO WIDENING KIT

(Not illustrated)

619590127

FLEXEL TYRE WITH RIM - UNBREAKABLE

(Not illustrated)

619590192

WINTER PRO GAS TANK KIT

(Not illustrated)

619590126

SHEAR BOLTS

(Not illustrated)

• (1 pack/10 pcs)

619590603 · For auger

619590148 · For fan

WINTER PRO SUBFRAME EXTENSION

(Not illustrated)

619590128

WINTER PRO OIL FILTER

(Not illustrated)

• For Honda motors.

619590335



PROMOUNT — PLOWS



**FIT &
COMPATIBILITY**



**QUALITY &
RELIABILITY**



**STYLE &
VISION**

The new ProMount lineup was created for both professional operators and enthusiasts looking to take their tool kit to the next level. Designed to work as efficiently as possible, Can-Am reimagined the plow from mount to blade.



Underbelly mounting plate provides the **optimal angle of attack** for best push strength.



The forward mounted push frame provides **industry leading lift height**.



Low profile mounting plate has **little impact on ground clearance** and can be left installed year round.

MOST EFFICIENT MOUNTING SYSTEM

CONNECTS WITH A CLICK

Attachable in **FOUR EASY STEPS**, the Can-Am ProMount plow system is the fastest, easiest way to start plowing and get the job done—minimal effort for maximum result.



1
Drive straight toward the plow.



2
Attach the winch cable to the plow using a guiding hook/roller.



3
Lift the plow until it clips onto the mounting plate.



4
Remove the winch cable from the guide. You're ready to plow.

OUTLANDER | RENEGADE

CAN-AM PROMOUNT
STEEL PLOWS

Consult your dealer for the best plow width.
Made from 12-gauge steel and designed for efficient
plowing, the ProMount steel blades are offered in
multiple sizes to fit jobs large or small.

CAN-AM PROMOUNT STEEL PLOW KITS

These kits include:

- Can-Am ProMount Steel Blade
- Push Frame with Quick-Attach System
- Mounting Plate

54" [137 CM] BLADE

G2, G2L, G2S

- 715005200 • Black
- 715005428 • Yellow

60" [152 CM] BLADE


G2, G2L, G2S

- 715005201 • Black
- 715005434 • Yellow

66" [168 CM] BLADE

G2, G2L, G2S

- 715005427 • Black
- 715005435 • Yellow



CAN-AM PROMOUNT STEEL BLADES

- Blades available individually to create your own kit.
- Compatible with Can-Am ProMount Blade accessories to further enhance plow versatility (some plow accessories are not compatible with 54" (137 cm) plows).

54" [137 CM] BLADE

- Not compatible with ProMount Drift Cutters, Blade Extensions and Edge Markers.
- Clears 50" (127 cm) when plow is fully angled.
- Blade height of 14.75" (37 cm).

Fits ProMount Push Frame

- 715004472 • Black
- 715005316 • Yellow

60" [152 CM] BLADE

- Clears 54" (137 cm) when plow is fully angled.
- Blade height of 17" (43 cm).

Fits ProMount Push Frame

- 715004202 • Black
- 715005317 • Yellow

66" [168 CM] BLADE

- Clears 60" (152 cm) when plow is fully angled.
- Blade height of 17" (43 cm).

Fits ProMount Push Frame

- 715006337 • Black
- 715006338 • Yellow

72" [183 CM] BLADE

- Clears 66" (168 cm) when plow is fully angled.
- Blade height of 17" (43 cm).

Fits ProMount Push Frame

- 715004474 • Black
- 715006021 • Yellow



CREATE
YOUR
OWN KIT

by choosing any plow type/length
that you'd like for your push frame.
**ProMount Push Frames are compatible
with all the blades.**

OUTLANDER | RENEGADE

CAN-AM PROMOUNT
FLEX2 PLOWS

HMWPE (High Molecular Weight Polyethylene) technology gives Flex2 greater reliability, resistance to impact, and immunity to rust or deformation. Tough on jobs but flexible in the face of obstacles, the Flex2 blade simplifies work.

CAN-AM PROMOUNT FLEX2 PLOW KIT

This kit includes:

- Can-Am ProMount Flex2 Blade
- Push Frame with Quick-Attach System
- Mounting Plate

60" [152 CM] BLADE

G2, G2L, G2S

715005202 • Black



CAN-AM PROMOUNT FLEX2 BLADES

- Blades available individually to create your own kit.
- Compatible with Can-Am ProMount Blade accessories to further enhance plow versatility.

60" [152 CM] BLADE

- Clears 54" (137 cm) when plow is fully angled.

Fits ProMount Push Frame

715004203 • Black

72" [183 CM] BLADE

- Clears 66" (168 cm) when plow is fully angled.

Fits ProMount Push Frame

715004485 • Black



CREATE
YOUR
OWN KIT

by choosing any plow type/length that you'd like for your push frame. ProMount Push Frames are compatible with all the blades.

OUTLANDER | RENEGADE

CAN-AM PROMOUNT ANGLE PLOWS

Make the job easier with the right tools, clear long alleys and make the task easier by sending the snow further out of the way.

CAN-AM PROMOUNT STEEL ONEWAY STATE BLADES

- Wing end of plow measures 25" (64 cm) high and tapers down to 17" (43 cm).
- One-way "winged" state plow designed to throw snow higher.
- Rubber flap designed to keep snow away from the driver.
- Can-Am branded.

New 60" [152 CM] BLADE

Fits ProMount Push Frame

■ 715007261 • Black

New 66" [168 CM] BLADE


Fits ProMount Push Frame

■ 715007263 • Black

New 72" [183 CM] BLADE

Fits ProMount Push Frame

■ 715007264 • Black



CREATE
YOUR
OWN KIT

by choosing any plow type/length that you'd like for your push frame. **ProMount Push Frames** are compatible with all the blades.

YOUR JOB, YOUR CHOICE

Get a custom solution that truly fits the task at hand—with quality components and no cut corners. The ProMount push frame, mounting plate and blades are a universal system that can be adapted to your specific Can-Am and jobsite.

OUTLANDER | RENEGADE

CAN-AM PROMOUNT PUSH FRAME WITH QUICK-ATTACH SYSTEM

- Heavy-duty steel tubes designed to withstand the roughest use.
- Mid-mount carriage provides ultimate push strength and traction.
- Designed for maximum plow lift height.
- Features a self-aligning quick-attach system, an easy foot release pedal and an ergonomic handle for plow angle adjustment.
- Plow Roller Fairlead and Plow Limit Switch recommended to extend winch cable lifespan.
- Can-Am ProMount Mounting Plate required for installation.
- Blade swivels left or right, 5 positions.
- Large pin designed for easy blade rotation to eliminate dirt and snow buildup at pivot point.

G2, G2L, G2S

715004339



Compatible
with all
ProMount
plows

CAN-AM PROMOUNT MOUNTING PLATE

- Required to install the Can-Am ProMount Push Frame with Quick-Attach System.
- Mounting plate precision-designed to stay on year round without compromising ground clearance.
- Fits on ATVs, Maverick Trail or Maverick Sport with or without Can-Am Skid Plates.

G2, G2L, G2S

715004338




CAN-AM PROMOUNT PUSH FRAME EXTENSION

- 12" (30 cm) push frame extension.

G2, G2L, G2S

715004204



Required when
plow is installed
with Apache
Track system



OUTLANDER | RENEGADE

CAN-AM PROMOUNT PLOW ACCESSORIES

CAN-AM PROMOUNT EDGE MARKERS

- Help locate the edges of your plow.
- Height: 24" (60 cm).
- Sold in pairs.
- Compatible with Can-Am ProMount Steel and Flex2 Blades with or without Blade Extensions (except for the Can-Am ProMount Steel 54" (137 cm) Blades).

G2, G2L, G2S

715004206

CAN-AM PROMOUNT DRIFT CUTTERS

- Help keep snow in the plow.
- Dimensions: 17" x 13" (43.2 cm x 33 cm).
- Sold in pairs.
- Compatible with Can-Am ProMount Steel and Flex2 Blades with or without Blade Extensions (except for the Can-Am ProMount Steel 54" (137 cm) Blades).

G2, G2L, G2S

715004207

CAN-AM PROMOUNT PLASTIC WEAR BLADE

- To help prevent scratches on smooth driveways and markable surfaces.

G2, G2L, G2S

54" (137 cm)	60" (152 cm)	66" (168 cm)	72" (183 cm)
715004480	715004481	715004482	715004483

CAN-AM PROMOUNT BLADE EXTENSIONS

- Add 3" (8 cm) each side.
- Compatible with Can-Am ProMount Blades (except for Can-Am ProMount Steel 54" (137 cm) Blade).
- Longer Wear Blade can be installed to further extend the extra length already provided by the extensions.
- Compatible with Can-Am ProMount Steel and Flex2 Blades (except for the Can-Am ProMount Steel 54" (137 cm) Blades).

G2, G2L, G2S

■ 715004205 • Black

■ 715005319 • Yellow

PLOW ROLLER FAIRLEAD

- Larger diameter lower roller reduces wear on wire rope for plow application.
- Can be used with all ProMount plows.

G2, G2L, G2S

705009222



PULLEY KIT

- Pulley kit to be used in conjunction with the winch when using a snow plow.
- Recommended to increase winch efficiency.
- To be used with the XT Front Bumper.

715000279



SYNTHETIC WINCH CABLE FOR PLOWING

- Specially designed for plowing applications.
- 8' (2.4 m) section of durable, extra-strong synthetic rope.
- Stands up to repeated, sharp angle pulls used to lift heavy plow blades.
- Temporarily replace your winch rope for plow season to save wear and tear on wire rope.

715000540



PLOW LIMIT SWITCH

(Not illustrated)

- For controlling the cable tension when over raising your plow system.
- Prevents winch, plow push frame and vehicle damage.

G2, G2L, G2S

715004775

REAR TIRE CHAINS

- Improve your traction in mud and snow.
- Sold in pairs.

26" x 10" x 12"

715500218

25" x 10" x 12"**27" x 9" x 14"**

715000225



ITP TERRACROSS TIRE

- This smooth-riding tire will command every bit of traction from the ground while still managing to float across loose snow, sand and mud.
- Features extreme-duty construction for improved puncture protection, extra-tough rubber compound for increased tread life, and the interlocking tread pattern and wide footprint make it one of the toughest and grippiest radials around.
- Not EC compliant.

G2 XTP, G2 Limited

Front • 26" x 8" x 14"

705401906

Rear • 26" x 10" x 14"

705502421



GROUND-GRIPPING TRACTION MEETS LOOSE MUD MANEUVERABILITY. THE TOUGH TIRE WITH THE SMOOTH RIDE.



ITP CRYPTID TIRE

- Graduated lug height and paddle-like shoulder configuration provide maximum side bite for climbing in and out of the mud without compromising ride comfort on trails and hard pack.
- 6-ply rated.
- 30" x 9" x 14".

G2 X mr 850 & 1000R 2018 & up.

G2S X mr 1000R 2018 & up.

705402178



ZILLA TIRE BY MAXXIS*

- Sold individually.

Front

27" x 10" x 14"

705401302

Rear

27" x 12" x 14"

705501703



ITP MEGA MAYHEM

- 1.5" tread depth mud thrower tires.
- Surprisingly smooth ride on hard pack surfaces.
- 6-ply rated.

G2 X mr 570 & 650 2018 & up.

G2S X mr 570 2018 & up

Front

28" x 9" x 12"

705402131

Rear

28" x 11" x 12"

705502645



MAXXIS MUDZILLA TIRE

- Not EC compliant.

G2 (X mr 570 & 650 models only)

Front

28" x 8" x 12"

705401391

Rear

28" x 10" x 12"

705501836



GORILLA SILVERBACK TIRE

- AT30X9-14 Gorilla Silverback mud tire.
- Sold individually.
- Not EC compliant.

G2 (850 & 1000 models only)

30" x 9" x 14"

705400962



*Consult your operator's guide/owner's manual for proper tire type and rim sizing. Improper tire type and rim selection may affect vehicle handling. Check with your local authorities for proper regulation.

Some products shown may not be available or homologated in your country. Contact your BRP dealer for local details.

ITP HOLESHOT ATR TIRE

G2S

Front 205/80R12

25" x 8" x 12"

705400600

705400475 · (C€)

Rear 270/60R12

25" x 10" x 12"

705500926

705500820 · (C€)



CARLISLE BADLANDS A/R TIRE

G2 (500-1000 Base models only)

Front

26" x 8" x 12"

705401331

705401332 · (C€)

Rear

26" x 10" x 12"

705501767

705501768 · (C€)



ITP HOLESHOT GNCC TIRE

DS 450 X xc

Front - 21" x 7" x 10"

705400650

Rear - 20" x 10" x 9"

705500989



CARLISLE TRAIL WOLF TIRE

G2 (400 Base models only)

Front

25" x 8" x 12"

705401625

705400607 · (C€)

Rear

25" x 11" x 12"

705502164

705502165 · (C€)



ITP HOLESHOT SR TIRE

DS 450

Front - 21" x 7" x 10"

705400432

Rear - 20" x 10" x 9"

705500787



CARLISLE ACT TIRE

G2 (500-1000 XT models only)

Front

26" x 8" x 12"

705401333

705401334 · (C€)

Rear

26" x 10" x 12"

705501769

705501770 · (C€)

G2 (400 XT models only)

Front

25" x 8" x 12"

705400606

705400326 · (C€)

Rear

25" x 11" x 12"

705500933

705500598 · (C€)

CARLISLE ACT HD TIRE

Front

26" x 8" x 12"

705401736



Rear

26" x 10" x 12"

705502297

ITP QUADCROSS MX PRO TIRE

DS 450 X mx

Front - 20" x 6" x 10"

705400765

Rear - 18" x 10" x 8"

705501106



MONSTER TIRES

• Deestone Swamp Witch Tyre.

• Rims sold separately.

27"

Front

619590209

Rear

619590210

28"

Front

619590033

Rear

619590032



KENDA KLAW MXR TIRE

DS 90 X

Front - 20" x 6" x 10"

V42711DGF01HLL

Rear - 18" x 10.5" x 8"

V42712DGF01HLL



14" RIM

- Premium cast aluminum black painted with machining and clear coat rim.
- Center hole: 72 mm.
- Bolt circle pattern: 4/136 mm.

G2 DPS, G2 XT, G2 MAX 650, G2 MAX XT, G2 MAX Limited

Front - 14" x 6.5" offset = 40 mm

705401853 • Black and machined

705401852 • Black with clear coat

705401851 • Silver with clear coat

Rear - 14" x 8.5" offset = 50 mm

705502402 • Black and machined

705502401 • Black with clear coat

705502400 • Silver with clear coat



NOTE: Matching Nuts - 250100100 Black, 250100082 Chrome / Matching Cap - 705400928

14" RIM

G2 DPS, G2 XT, G2 MAX Limited, G2 North Edition, G2 MAX North Edition

Front - 14" x 6.5" offset = 40 mm

705402309 • Black and machined

705402222 • Black with clear coat

705402307 • Silver with clear coat

Rear - 14" x 8.5" offset = 50 mm

705502770 • Black and machined

705502702 • Black with clear coat

705502768 • Silver with clear coat

**OUTLANDER X MR AND DEFENDER RIM**

- Cast aluminum rim with trend setting explosive styling so you can ride - and look - like a trailblazer.

X mr models front and rear wheels

Front

14" x 6.5" offset = 10 mm

705401848 • Black and machined

705401849 • Black

**OUTLANDER RIM [CAMO MODEL]**

- Black with clear coat aluminum rim.

G2, G2L, G2S

Front - 12" x 6" offset = 41 mm

705401127 • Black with clear coat

Rear - 12" x 7.5" offset = 51 mm

705501493 • Black with clear coat

**NOTE:**

Matching Nuts - 250100100 Black, 250100082 Chrome / Matching Cap - 705401541

12" BEADLOCK RIM

- Black with clear coat aluminum rim.
- Needs 16 bolts (250000435) for installing the beadlock.
- Choice of beadlock color (not included).

G2, G2L, G2S

Front - 12" x 6" offset = 41 mm

705401678 • Black

Rear - 12" x 7.5" offset = 51 mm

705502244 • Black

**12" BEADLOCK**

- Cast aluminum beadlock.
- Must be installed on Front Rim (705401678) and Rear Rim (705502244).

G2, G2L, G2S

705401763 • Can-Am Red

705401156 • Yellow

705401533 • Orange Crush

705401812 • Manta Green

NOTE: Matching Nuts - 250100100 / Matching Cap 705400928

14" BEADLOCK RIM

- Black with clear coat aluminum rim.
- Choice of beadlock color (not included).
- Needs 16 bolts (250000435) for installing the beadlock.

G2

Front - 14" x 6.5" offset = 41 mm

705401594

Rear - 14" x 8" offset = 51 mm

705502146

**14" BEADLOCK**

- Cast aluminum beadlock.
- Must be installed on Front Rim (705401594) and Rear Rim (705502146).

G2

705401586 • Manta Green

705401702 • Octane Blue

705401837 • Can-Am Red

705401840 • Black

NOTE: Matching Nuts - 250100100 / Matching Cap 705400928

*Consult your operator's guide/owner's manual for proper tire type and rim sizing. Improper tire type and rim selection may affect vehicle handling. Check with your local authorities for proper regulation.

Some products shown may not be available or homologated in your country. Contact your BRP dealer for local details.





EXPLORE AN ENTIRE WORLD OF ADVENTURE WITH ALL OF OUR BRP PRODUCTS. **BRP.COM**



ski-doo LYNX SEA-DOO EVINRUDE ROTAX CAN-AM



CAN-AMOFFROAD.COM

